

APTEVO THERAPEUTICS INC.

ISIN: **US03835L3069** WKN: **03835L306**

Overview

2024/03/05 21:52:10

Price

5.2448 EUR

Difference  -7.02% (-0.40)

General attributes

ISIN US03835L3069

Symbol APVO

Exchange Berlin

Currency EUR

Sector Chemical / Pharmaceutical / Health

Security type Stock

Market cap (m) 5 EUR

Benchmark S&P 500

Market data

Bid (Bid size) -

Ask (Ask size) -

Open 5.72 EUR

High 5.7464 EUR

Low 5.2448 EUR

Close (prev. day) 5.6408 EUR

VWAP -

Volume (pcs) 0

Trading volume 0.00

Number of trades 19

Last size 0

Futures and Options

Related Futures -

Related Options -











5Y



Information about previous performance does not guarantee future performance.

Source: FactSet

Recent research

on sector		on market	
Date		Headline	Download
2024/07/12		Global Equity Ratings	
2024/06/21		Global Equity Ratings	
2024/06/14		Global Equity Ratings	
2024/05/29		Global Equity Ratings	
2024/04/26		Global Equity Ratings	

Details

2024/03/05 21:52:10

Price

5.2448 EUR

Difference ▼ -7.02% (-0.40)

General attributes

ISIN	US03835L3069
Symbol	APVO
Exchange	Berlin
Currency	EUR
Sector	Chemical / Pharmaceutical / Health
Security type	Stock
Market cap (m)	5 EUR
Benchmark	S&P 500

Market data

Bid (Bid size)	-
Ask (Ask size)	-
Open	5.72 EUR
High	5.7464 EUR
Low	5.2448 EUR
Close (prev. day)	5.6408 EUR
VWAP	-
Volume (pcs)	0
Trading volume	0.00
Number of trades	19
Last size	0

Performance and Risk

	6m	1Y	3Y
Perf (%)	-69.12%	-94.05%	-99.55%
Perf (abs.)	-11.74	-82.89	-1,165.16
Beta	0.05	-0.11	1.06
Volatility	85.66	96.75	95.52

5Y



Information about previous performance does not guarantee future performance.
Source: FactSet

Price data

Ø price 5 days Ø volume 5 days (pcs.)	6.1318 EUR (0)
Ø price 30 days Ø volume 30 days (pcs.)	6.2266 EUR (0)
Ø price 100 days Ø volume 100 days (pcs.)	7.9651 EUR (0)
Ø price 250 days Ø volume 250 days (pcs.)	32.2795 EUR (0)
YTD High date	7.5152 EUR (2024/01/02)
YTD Low date	5.2448 EUR (2024/03/05)
52 Weeks High date	89.9360 EUR (2023/03/08)
52 Weeks Low date	5.2448 EUR (2024/03/05)

All listings for APTEVO THERAPEUTICS INC.

Exchange	Date	Time	Price	Trading volume (mio.)	Number of trades
Nasdaq	2024/07/17	22:00	0.581 USD	174.16	458,724
Munich	2024/07/17	14:55	0.43 EUR	0.02	9
Frankfurt	2024/03/06	15:42	4.953 EUR	0.00	3
Duesseldorf	2024/03/05	08:12	0.1148 EUR	0.00	1
Berlin	2024/03/05	21:52	5.2448 EUR	0.00	19

Company profile

Company Logo



Company Profile

-

Contact Details

APTEVO THERAPEUTICS

--

4th Avenue, Suite 1050 2401 98121 Seattle

Telefon: +1 206-838-0500

Fax: +1 206-838-0503

E-mail: info@apvo.com