

## XWELL INC.

ISIN: US98420U8027

WKN: 98420U802

## Overview

2023/09/27 19:30:43

Price  
2.10 EURDifference  -28.57% (-0.84)

## General attributes

ISIN	US98420U8027
Symbol	XWEL
Exchange	Duesseldorf
Currency	EUR
Sector	Chemical / Pharmaceutical / Health
Security type	Stock
Market cap (m)	9 EUR
Benchmark	S&P 500

## Market data

Bid (Bid size)	-
Ask (Ask size)	-
Open	2.88 EUR
High	3.04 EUR
Low	2.08 EUR
Close (prev. day)	2.94 EUR
VWAP	-
Volume (pcs)	0
Trading volume	0.00
Number of trades	5
Last size	0

## Futures and Options









Related Futures	-
Related Options	-

5Y



Information about previous performance does not guarantee future performance.  
Source: FactSet

## Recent research

on sector		on market	
Date		Headline	Download
2024/09/27		Global Equity Ratings	
2024/09/11		Global Equity Ratings	
2024/09/05		Global Equity Ratings	
2024/08/12		Global Equity Ratings	
2024/07/24		Global Equity Ratings	

## Details

2023/09/27 19:30:43

Price  
2.10 EURDifference 📉 -28.57% (-0.84)

## General attributes

ISIN	US98420U8027
Symbol	XWEL
Exchange	Duesseldorf
Currency	EUR
Sector	Chemical / Pharmaceutical / Health
Security type	Stock
Market cap (m)	9 EUR
Benchmark	S&P 500

## Market data

Bid (Bid size)	-
Ask (Ask size)	-
Open	2.88 EUR
High	3.04 EUR
Low	2.08 EUR
Close (prev. day)	2.94 EUR
VWAP	-
Volume (pcs)	0
Trading volume	0.00
Number of trades	5
Last size	0

## Performance and Risk

	6m	1Y	3Y
Perf (%)	-69.37%	-86.49%	-93.33%
Perf (abs.)	-4.76	-13.44	-29.37
Beta	-0.57	0.51	0.90
Volatility	98.77	88.32	81.36

5Y



Information about previous performance does not guarantee future performance.  
Source: FactSet

## Price data

Ø price 5 days   Ø volume 5 days (pcs.)	2.81 EUR (0)
Ø price 30 days   Ø volume 30 days (pcs.)	3.27 EUR (0)
Ø price 100 days   Ø volume 100 days (pcs.)	4.06 EUR (0)
Ø price 250 days   Ø volume 250 days (pcs.)	6.64 EUR (0)
YTD High   date	9.33 EUR (2023/02/07)
YTD Low   date	2.08 EUR (2023/09/27)
52 Weeks High   date	16.19 EUR (2022/10/07)
52 Weeks Low   date	2.08 EUR (2023/09/27)

## Arbitrage views

Exchange	Date	Time	Price	Trading volume (mio.)	Number of trades
Stuttgart	2023/09/27	08:00	2.96 EUR	0.00	3
Nasdaq	2024/10/18	22:30	1.82 USD	0.03	98
Munich	2024/10/18	08:01	1.51 EUR	0.00	1
Frankfurt	2023/09/27	17:30	2.16 EUR	0.00	4
Duesseldorf	2023/09/27	19:30	2.10 EUR	0.00	5
Berlin	2024/10/18	21:40	1.64 EUR	0.00	13

## Company profile

### Company Logo

**XWELL**

### Company Profile

-

### Contact Details

XWELL

--

----

Telefon: -

Fax: -

E-mail: -