

## VISTRA CORP COM USD0.01

ISIN: **US92840M1027** WKN: **92840M102**

## Overview

2024/10/18 17:02:16

Price  
118.65 EURDifference  -7.05% (-9.00)

## General attributes

ISIN	US92840M1027
Symbol	VST
Exchange	Munich
Currency	EUR
Sector	-
Security type	Stock
Market cap (m)	41,613 EUR
Benchmark	S&P 500

## Market data

Bid (Bid size)	-
Ask (Ask size)	-
Open	118.35 EUR
High	118.65 EUR
Low	118.00 EUR
Close (prev. day)	127.65 EUR
VWAP	118.50556 EUR
Volume (pcs)	45
Trading volume	5,332.75
Number of trades	3
Last size	35

## Futures and Options











Related Futures	-
Related Options	-

5Y



Information about previous performance does not guarantee future performance.  
Source: FactSet

## Recent research

on market			
Date		Headline	Download
2024/10/08		Global Strategy 4Q 2024	
2024/09/27		Global Equity Ratings	
2024/09/11		Global Equity Ratings	
2024/09/05		Global Equity Ratings	
2024/08/12		Global Equity Ratings	

## Details

2024/10/18 17:02:16

## Price

118.65 EUR

Difference ▼ -7.05% (-9.00)

## General attributes

ISIN	US92840M1027
Symbol	VST
Exchange	Munich
Currency	EUR
Sector	-
Security type	Stock
Market cap (m)	41,613 EUR
Benchmark	S&P 500

## Market data

Bid (Bid size)	-
Ask (Ask size)	-
Open	118.35 EUR
High	118.65 EUR
Low	118.00 EUR
Close (prev. day)	127.65 EUR
VWAP	118.50556 EUR
Volume (pcs)	45
Trading volume	5,332.75
Number of trades	3
Last size	35

## Performance and Risk

	6m	1Y	3Y
Perf (%)	+85.39%	+290.30%	+597.94%
Perf (abs.)	+54.65	+88.25	+101.65
Beta	2.37	1.79	0.94
Volatility	68.11	52.15	35.24

5Y



Information about previous performance does not guarantee future performance.  
Source: FactSet

## Price data

Ø price 5 days   Ø volume 5 days (pcs.)	122.34 EUR (545)
Ø price 30 days   Ø volume 30 days (pcs.)	101.43 EUR (154)
Ø price 100 days   Ø volume 100 days (pcs.)	83.92 EUR (61)
Ø price 250 days   Ø volume 250 days (pcs.)	63.70 EUR (32)
YTD High   date	128.25 EUR (2024/10/07)
YTD Low   date	35.00 EUR (2024/01/02)
52 Weeks High   date	128.25 EUR (2024/10/07)
52 Weeks Low   date	30.20 EUR (2023/10/24)

## Arbitrage views

Exchange <span>⊕</span>	Date	Time	Price	Trading volume (mio.)	Number of trades
Tradegate	2024/10/18	22:26	120.75 EUR	0.63	92
Stuttgart	2024/10/18	21:31	121.00 EUR	0.01	5
NYSE	2024/10/18	22:00	131.16 USD	815.34	74,652
Munich	2024/10/18	17:02	118.65 EUR	0.01	3
London Stock	2024/10/18	16:16	136.42 USD	0.03	12

Exchange	17					
Frankfurt	2024/10/18	17:18	119.15	EUR	0.04	11
Duesseldorf	2024/10/18	19:30	120.45	EUR	0.00	5
Berlin	2024/10/18	19:08	121.05	EUR	0.00	8

## Company profile

### Company Logo

#### Contact Details

VISTRA CORP

--

----

Telefon: -

Fax: -

E-mail: -

### Company Profile

-