

ARCADIS N.V.

ISIN: **NL0006237562**

WKN: **000623756**

Overview

2024/07/17 09:46:25

Price

61.90 EUR

Difference ▲ 0.65% (0.40)

General attributes

ISIN	NL0006237562
Symbol	ARCAD
Exchange	Frankfurt
Currency	EUR
Sector	Other
Security type	Stock
Market cap (m)	5,601 EUR
Benchmark	AMSTERDAM EXCHANGES INDEX

Market data

Bid (Bid size)	-
Ask (Ask size)	-
Open	61.45 EUR
High	61.90 EUR
Low	61.45 EUR
Close (prev. day)	61.50 EUR
VWAP	59.45 EUR
Volume (pcs)	0
Trading volume	0.00
Number of trades	3
Last size	0

Futures and Options

Related Futures	24
Related Options	-

PDF Downloads






Company report: ARCADIS N.V. 

5Y



Information about previous performance does not guarantee future performance.
Source: FactSet

Recent research

on sector		on market	
Date		Headline	Download
2024/07/12		Global Equity Ratings	
2024/06/21		Global Equity Ratings	
2024/06/14		Global Equity Ratings	
2024/05/29		Global Equity Ratings	
2024/04/26		Global Equity Ratings	

Details

2024/07/17 09:46:25

Price

61.90 EUR

Difference ▲ 0.65% (0.40)

General attributes

ISIN	NL0006237562
Symbol	ARCAD
Exchange	Frankfurt
Currency	EUR
Sector	Other
Security type	Stock
Market cap (m)	5,601 EUR
Benchmark	AMSTERDAM EXCHANGES INDEX

Market data

Bid (Bid size)	-
Ask (Ask size)	-
Open	61.45 EUR
High	61.90 EUR
Low	61.45 EUR
Close (prev. day)	61.50 EUR
VWAP	59.45 EUR
Volume (pcs)	0
Trading volume	0.00
Number of trades	3
Last size	0

Performance and Risk

	6m	1Y	3Y
Perf (%)	+26.75%	+59.16%	+78.99%
Perf (abs.)	+12.98	+22.86	+27.14
Beta	0.54	0.60	0.97
Volatility	22.46	20.16	27.47

5Y



Information about previous performance does not guarantee future performance.
Source: FactSet

Price data

Ø price 5 days Ø volume 5 days (pcs.)	61.30 EUR (0)
Ø price 30 days Ø volume 30 days (pcs.)	59.85 EUR (4)
Ø price 100 days Ø volume 100 days (pcs.)	58.69 EUR (5)
Ø price 250 days Ø volume 250 days (pcs.)	49.97 EUR (12)
YTD High date	62.50 EUR (2024/07/15)
YTD Low date	47.10 EUR (2024/01/08)
52 Weeks High date	62.50 EUR (2024/07/15)
52 Weeks Low date	36.74 EUR (2023/10/26)

All listings for ARCADIS N.V.

Exchange	Date	Time	Price	Trading volume (mio.)	Number of trades
Tradegate	2024/07/17	22:26	62.10 EUR	0.01	8
Stuttgart	2024/07/17	16:23	61.55 EUR	0.00	6
Munich	2024/07/17	08:18	61.85 EUR	0.00	2
London Stock Exchange European Trade Reporting	2024/07/17	17:30	62.60 EUR	0.00	2
Frankfurt	2024/07/17	09:46	61.90 EUR	0.00	3

	07/17					
FINRA other OTC Issues	2024/ 07/08	17:59	64.00 USD	0.01		1
Euronext Milan MTF Trading After Hours	-	-	-	0.00		-
Euronext Amsterdam	2024/ 07/17	17:35	62.25 EUR	14.15		1,558
Duesseldorf	2024/ 07/17	08:11	61.45 EUR	0.00		3
Berlin	2024/ 07/17	08:08	61.60 EUR	0.00		3

Company profile

Company Logo



Contact Details

ARCADIS NV

--

Gustav Mahlerplein 97 - 1082 MS
Amsterdam

Telefon: +31-88-426-12-61

Fax: +

E-mail: info@arcadis.com

PDF Downloads

Company report: ARCADIS N.V.



Company Profile

Arcadis NV is a design and consultancy firm, which engages in the provision of consultancy, design, engineering, and management services. It operates through the following segments: Places, Mobility, Resilience, and Intelligency. The company was founded in 1888 and is headquartered in Amsterdam, the Netherlands.

Members of Management Board

Peter Oosterveer Chairman of Managing Board

Alan Brookes Member of Executive Committee

Edel Christie Member of Executive Committee

Hans Dekker Member of Executive Committee

Jacoline van Blokland Member of Executive Committee

Mary Ann Hopkins Member of Executive Committee

Virginie Duperat-Vergne Member of Executive Committee

Board of directors

Michiel Lap Chairman of Supervisory Board

Barbara Duganier Member of Supervisory Board

Carla M. C. Mahieu Member of Supervisory Board

Deanna Goodwin Member of Supervisory Board

Linda Morant Member of Supervisory Board

Michael Putnam Member of Supervisory Board

Peter de Wit Member of Supervisory Board