

SHOCKWAVE MEDICAL INC.

ISIN: US82489T1043 WKN: 82489T104

Overview

2024/05/23 21:38:49

Price

308.40 EUR

Difference  0.33% (1.00)

General attributes

ISIN US82489T1043

Symbol SWAV

Exchange Stuttgart

Currency EUR

Sector Chemical / Pharmaceutical / Health

Security type Stock

Market cap (m) 11,585 EUR

Benchmark S&P 500

Market data

Bid (Bid size) - (0)

Ask (Ask size) - (0)

Open 306.60 EUR

High 308.40 EUR

Low 306.40 EUR

Close (prev. day) 307.40 EUR

VWAP -

Volume (pcs) 20

Trading volume 6,128.00

Number of trades 9

Last size 0

Futures and Options

Related Futures -

Related Options -

5Y













Information about previous performance does not guarantee future performance.

Source: FactSet

Recent research

on sector

on market

Date		Headline	Download
2024/04/26		Global Equity Ratings	
2024/04/03		Global Equity Ratings	
2024/03/13		Global Equity Ratings	
2024/02/22		Global Equity Ratings	
2024/02/14		Global Equity Ratings	

Details

2024/05/23 21:38:49

Price

308.40 EUR

Difference ▲ 0.33% (1.00)

General attributes

ISIN	US82489T1043
Symbol	SWAV
Exchange	Stuttgart
Currency	EUR
Sector	Chemical / Pharmaceutical / Health
Security type	Stock
Market cap (m)	11,585 EUR
Benchmark	S&P 500

Market data

Bid (Bid size)	- (0)
Ask (Ask size)	- (0)
Open	306.60 EUR
High	308.40 EUR
Low	306.40 EUR
Close (prev. day)	307.40 EUR
VWAP	-
Volume (pcs)	20
Trading volume	6,128.00
Number of trades	9
Last size	0

Performance and Risk

	6m	1Y	3Y
Perf (%)	+95.42%	+18.32%	+126.03%
Perf (abs.)	+150.10	+47.60	+171.40
Beta	0.76	1.10	1.44
Volatility	31.64	43.01	56.87

5Y



Information about previous performance does not guarantee future performance.
Source: FactSet

Price data

Ø price 5 days Ø volume 5 days (pcs.)	304.04 EUR (1)
Ø price 30 days Ø volume 30 days (pcs.)	306.03 EUR (6)
Ø price 100 days Ø volume 100 days (pcs.)	252.15 EUR (4)
Ø price 250 days Ø volume 250 days (pcs.)	225.06 EUR (2)
YTD High date	308.50 EUR (2024/04/30)
YTD Low date	171.60 EUR (2024/01/02)
52 Weeks High date	308.50 EUR (2024/04/30)
52 Weeks Low date	149.05 EUR (2023/11/13)

All listings for SHOCKWAVE MEDICAL INC.

Exchange	Date	Time	Price	Trading volume (mio.)	Number of trades
Tradegate	2024/05/23	22:26	309.10 EUR	0.03	10
Stuttgart	2024/05/23	21:38	308.40 EUR	0.01	9
Nasdaq	2024/05/23	22:00	334.10 USD	552.49	18,782
Munich	2024/05/23	08:18	306.60 EUR	0.00	1
Frankfurt	2024/05/23	16:20	306.90 EUR	0.00	4

	23						
Duesseldorf	2024/05/ 23	19:30	308.00	EUR	0.00		5
Berlin	2024/05/ 23	20:30	308.90	EUR	0.00		17

Company profile

Company Logo



Company Profile

-

Contact Details

SHOCKWAVE MEDICAL

--

Telefon: -

Fax: -

E-mail: -