

CALLIDITAS THERAPEUTICS AB (SP.ADRS)

ISIN: US13124Q1067 WKN: 13124Q106

Overview

2024/07/17 21:55:01

Price

35.40 EUR

Difference  -1.12% (-0.40)

General attributes

ISIN US13124Q1067

Symbol CALT

Exchange Frankfurt

Currency EUR

Sector Chemical / Pharmaceutical / Health

Security type Stock

Market cap (m) 1,065 EUR

Benchmark OMX STOCKHOLM 30 INDEX

Market data

Bid (Bid size) -

Ask (Ask size) -

Open 35.00 EUR

High 35.60 EUR

Low 35.00 EUR

Close (prev. day) 35.80 EUR

VWAP 36.60 EUR

Volume (pcs) 0

Trading volume 0.00

Number of trades 9

Last size 0

Futures and Options

Related Futures -

Related Options -











5Y



Information about previous performance does not guarantee future performance.

Source: FactSet

Recent research

on sector			
Date		Headline	Download
2024/07/12		Global Equity Ratings	
2024/06/21		Global Equity Ratings	
2024/06/14		Global Equity Ratings	
2024/05/29		Global Equity Ratings	
2024/04/26		Global Equity Ratings	

Details

2024/07/17 21:55:01

Price

35.40 EUR

Difference  -1.12% (-0.40)

General attributes

ISIN	US13124Q1067
Symbol	CALT
Exchange	Frankfurt
Currency	EUR
Sector	Chemical / Pharmaceutical / Health
Security type	Stock
Market cap (m)	1,065 EUR
Benchmark	OMX STOCKHOLM 30 INDEX

Market data

Bid (Bid size)	-
Ask (Ask size)	-
Open	35.00 EUR
High	35.60 EUR
Low	35.00 EUR
Close (prev. day)	35.80 EUR
VWAP	36.60 EUR
Volume (pcs)	0
Trading volume	0.00
Number of trades	9
Last size	0

Performance and Risk

	6m	1Y	3Y
Perf (%)	+66.98%	+147.55%	+43.90%
Perf (abs.)	+14.20	+21.10	+10.80
Beta	0.23	0.50	0.83
Volatility	86.72	76.68	80.58

5Y



Information about previous performance does not guarantee future performance.
Source: FactSet

Price data

Ø price 5 days Ø volume 5 days (pcs.)	35.48 EUR (0)
Ø price 30 days Ø volume 30 days (pcs.)	35.90 EUR (0)
Ø price 100 days Ø volume 100 days (pcs.)	25.06 EUR (5)
Ø price 250 days Ø volume 250 days (pcs.)	20.49 EUR (11)
YTD High date	38.00 EUR (2024/06/06)
YTD Low date	15.70 EUR (2024/04/17)
52 Weeks High date	38.00 EUR (2024/06/06)
52 Weeks Low date	13.90 EUR (2023/09/13)

Arbitrage views

Exchange 	Date	Time	Price	Trading volume (mio.)	Number of trades
Nasdaq	2024/07/17	22:30	38.84 USD	0.21	80
Munich	2024/07/17	08:19	36.00 EUR	0.00	1
Frankfurt	2024/07/17	21:55	35.40 EUR	0.00	9
Duesseldorf	2024/07/17	19:30	35.00 EUR	0.00	5

Company profile

Company Logo



Company Profile

-

Contact Details

CALLIDITAS THERAPEUTICS

--

Telefon: -

Fax: -

E-mail: -