

ARCTICZYMES TECHNOLOGIES ASA

ISIN: NO0010014632 WKN: -

Overview

2024/06/27 21:43:08

5Y

Price

2.19 EUR

Difference  -3.74% (-0.09)

General attributes

ISIN NO0010014632

Symbol AZT

Exchange Berlin

Currency EUR

Sector Chemical / Pharmaceutical / Health

Security type Stock

Market cap (m) 116 EUR

Benchmark NORWAY OSLO BORS ALL SHARE(TRG)

Market data

Bid (Bid size) -

Ask (Ask size) -

Open 2.275 EUR

High 2.275 EUR

Low 2.175 EUR

Close (prev. day) 2.275 EUR

VWAP -

Volume (pcs) 0

Trading volume 0.00

Number of trades 17

Last size 0

Futures and Options

Related Futures -

Related Options -













Information about previous performance does not guarantee future performance.

Source: FactSet

Recent research

on sector

Date	Headline	Download
2024/06/21	 Global Equity Ratings	
2024/06/14	 Global Equity Ratings	
2024/05/29	 Global Equity Ratings	
2024/04/26	 Global Equity Ratings	
2024/04/03	 Global Equity Ratings	

Details

2024/06/27 21:43:08

Price
2.19 EURDifference ▼ -3.74% (-0.09)

General attributes

ISIN	NO0010014632
Symbol	AZT
Exchange	Berlin
Currency	EUR
Sector	Chemical / Pharmaceutical / Health
Security type	Stock
Market cap (m)	116 EUR
Benchmark	NORWAY OSLO BORS ALL SHARE(TRG)

Market data

Bid (Bid size)	-
Ask (Ask size)	-
Open	2.275 EUR
High	2.275 EUR
Low	2.175 EUR
Close (prev. day)	2.275 EUR
VWAP	-
Volume (pcs)	0
Trading volume	0.00
Number of trades	17
Last size	0

Performance and Risk

	6m	1Y	3Y
Perf (%)	-37.59%	-29.13%	-73.85%
Perf (abs.)	-1.37	-0.94	-6.43
Beta	0.43	0.58	0.41
Volatility	57.35	53.89	53.50

5Y



Information about previous performance does not guarantee future performance.
Source: FactSet

Price data

Ø price 5 days Ø volume 5 days (pcs.)	2.24 EUR (0)
Ø price 30 days Ø volume 30 days (pcs.)	2.19 EUR (0)
Ø price 100 days Ø volume 100 days (pcs.)	2.35 EUR (0)
Ø price 250 days Ø volume 250 days (pcs.)	2.77 EUR (0)
YTD High date	3.79 EUR (2024/01/03)
YTD Low date	1.87 EUR (2024/05/13)
52 Weeks High date	3.79 EUR (2024/01/03)
52 Weeks Low date	1.87 EUR (2024/05/13)

All listings for ARCTICZYMES TECHNOLOGIES ASA

Exchange	Date	Time	Price	Trading volume (mio.)	Number of trades
Tradegate	2024/06/27	22:02	2.195 EUR	0.00	1
Stuttgart	2024/06/27	15:43	2.14 EUR	0.00	10
Munich	2024/06/27	08:00	2.22 EUR	0.00	1
London Stock Exchange	2024/03/08	11:27	30.0064 NOK	0.12	1
Frankfurt	2024/06/27	21:49	2.165 EUR	0.00	2

	27					
First North Stockholm	2024/06/ 24	18:00	24.10 NOK	0.02		1
Duesseldorf	2024/06/ 27	08:12	2.265 EUR	0.00		1
Berlin	2024/06/ 27	21:43	2.19 EUR	0.00		17

Company profile

Company Logo



Company Profile

-

Contact Details

ARCTICZYMES TECHNOLOGIES

--

Telefon: -

Fax: -

E-mail: -