

COLT CZ GROUP SE CZK0.10

ISIN: CZ0009008942 WKN: -

Overview

2024/09/18 16:15:06

Price
620.00 CZKDifference  0.00% (0.00)

General attributes

| | |
|----------------|-----------------------|
| ISIN | CZ0009008942 |
| Symbol | CZG |
| Exchange | Prague Stock Exchange |
| Currency | CZK |
| Sector | - |
| Security type | Stock |
| Market cap (m) | 860 EUR |
| Benchmark | PX INDEX |

Market data

| | |
|-------------------|----------------|
| Bid (Bid size) | - |
| Ask (Ask size) | - |
| Open | 624.00 CZK |
| High | 625.00 CZK |
| Low | 620.00 CZK |
| Close (prev. day) | 620.00 CZK |
| VWAP | 621.816675 CZK |
| Volume (pcs) | 14,537 |
| Trading volume | 9,039,349.00 |
| Number of trades | 215 |
| Last size | 258 |

Futures and Options











| | |
|-----------------|---|
| Related Futures | - |
| Related Options | - |

5Y



Information about previous performance does not guarantee future performance.
Source: FactSet

Recent research

| on market | | |
|------------|---|---|
| Date | Headline | Download |
| 2024/09/18 |  Akciové trhy - denní zpráva |  |
| 2024/09/17 |  Akciové trhy - denní zpráva |  |
| 2024/09/17 |  GEVORKYAN Podniková analýza |  |
| 2024/09/16 |  Akciové trhy - denní zpráva |  |
| 2024/09/13 |  Akciové trhy - denní zpráva |  |

Details

2024/09/18 16:15:06

Price

620.00 CZK

Difference ➔ 0.00% (0.00)

General attributes

| | |
|----------------|-----------------------|
| ISIN | CZ0009008942 |
| Symbol | CZG |
| Exchange | Prague Stock Exchange |
| Currency | CZK |
| Sector | - |
| Security type | Stock |
| Market cap (m) | 860 EUR |
| Benchmark | PX INDEX |

Market data

| | |
|-------------------|----------------|
| Bid (Bid size) | - |
| Ask (Ask size) | - |
| Open | 624.00 CZK |
| High | 625.00 CZK |
| Low | 620.00 CZK |
| Close (prev. day) | 620.00 CZK |
| VWAP | 621.816675 CZK |
| Volume (pcs) | 14,537 |
| Trading volume | 9,039,349.00 |
| Number of trades | 215 |
| Last size | 258 |

Performance and Risk

| | 6m | 1Y | 3Y |
|-------------|--------|---------|---------|
| Perf (%) | -0.48% | +11.11% | +30.80% |
| Perf (abs.) | -3.00 | +62.00 | +146.00 |
| Beta | - | - | - |
| Volatility | 14.96 | 16.32 | 21.36 |

5Y



Information about previous performance does not guarantee future performance.
Source: FactSet

Price data

| | |
|---|-------------------------|
| Ø price 5 days Ø volume 5 days (pcs.) | 636.80 CZK (21,123) |
| Ø price 30 days Ø volume 30 days (pcs.) | 648.90 CZK (11,912) |
| Ø price 100 days Ø volume 100 days (pcs.) | 664.34 CZK (11,095) |
| Ø price 250 days Ø volume 250 days (pcs.) | 611.78 CZK (11,805) |
| YTD High date | 688.00 CZK (2024/05/07) |
| YTD Low date | 533.00 CZK (2024/01/02) |
| 52 Weeks High date | 688.00 CZK (2024/05/07) |
| 52 Weeks Low date | 518.00 CZK (2023/12/14) |

Arbitrage views

| Exchange ⊕ | Date | Time | Price | Trading volume (mio.) | Number of trades |
|---|------------|-------|------------|-----------------------|------------------|
| Stuttgart | 2024/09/18 | 15:30 | 24.35 EUR | 0.00 | 7 |
| Prague Stock Exchange | 2024/09/18 | 16:15 | 620.00 CZK | 9.04 | 215 |
| Munich | 2024/09/18 | 08:12 | 25.20 EUR | 0.00 | 2 |
| Frankfurt | 2024/09/18 | 08:17 | 24.35 EUR | 0.00 | 2 |
| FINRA other OTC | 2024/09/18 | 17:50 | 29.55 USD | 0.01 | 4 |

| | | | | | | |
|-------------|----------------|-------|-----------|------|--|---|
| Issues | 11 | | | | | |
| Duesseldorf | 2024/09/ 18 | 19:31 | 24.35 EUR | 0.00 | | 6 |
| Berlin | 2024/09/ 18 | 08:13 | 24.35 EUR | 0.00 | | 3 |

Company profile

Company Logo

Contact Details

CZG CESKA ZBROJOVKA GROUP SE

--

Telefon: -

Fax: -

E-mail: -

Company Profile

-