

COLT CZ GROUP SE CZK0.10

ISIN: CZ0009008942 WKN: -

Overview

2024/09/18 16:15:06

Price
620.00 CZKDifference  0.00% (0.00)

General attributes

ISIN CZ0009008942
 Symbol CZG
 Exchange Prague Stock Exchange
 Currency CZK
 Sector -
 Security type Stock
 Market cap (m) 860 EUR
 Benchmark PX INDEX

Market data

Bid (Bid size) -
 Ask (Ask size) -
 Open 624.00 CZK
 High 625.00 CZK
 Low 620.00 CZK
 Close (prev. day) 620.00 CZK
 VWAP 621.816675 CZK
 Volume (pcs) 14,537
 Trading volume 9,039,349.00
 Number of trades 215
 Last size 258

Futures and Options










Related Futures -
 Related Options -

5Y



Information about previous performance does not guarantee future performance.
 Source: FactSet

Recent research

on market		
Date	Headline	Download
2024/09/18	 Akciové trhy - denní zpráva	
2024/09/17	 Akciové trhy - denní zpráva	
2024/09/17	 GEVORKYAN Podniková analýza	
2024/09/16	 Akciové trhy - denní zpráva	
2024/09/13	 Akciové trhy - denní zpráva	

Details

2024/09/18 16:15:06

Price

620.00 CZK

Difference ➔ 0.00% (0.00)

General attributes

ISIN	CZ0009008942
Symbol	CZG
Exchange	Prague Stock Exchange
Currency	CZK
Sector	-
Security type	Stock
Market cap (m)	860 EUR
Benchmark	PX INDEX

Market data

Bid (Bid size)	-
Ask (Ask size)	-
Open	624.00 CZK
High	625.00 CZK
Low	620.00 CZK
Close (prev. day)	620.00 CZK
VWAP	621.816675 CZK
Volume (pcs)	14,537
Trading volume	9,039,349.00
Number of trades	215
Last size	258

Performance and Risk

	6m	1Y	3Y
Perf (%)	-0.48%	+11.11%	+30.80%
Perf (abs.)	-3.00	+62.00	+146.00
Beta	-	-	-
Volatility	14.96	16.32	21.36

5Y



Information about previous performance does not guarantee future performance.
Source: FactSet

Price data

Ø price 5 days Ø volume 5 days (pcs.)	636.80 CZK (21,123)
Ø price 30 days Ø volume 30 days (pcs.)	648.90 CZK (11,912)
Ø price 100 days Ø volume 100 days (pcs.)	664.34 CZK (11,095)
Ø price 250 days Ø volume 250 days (pcs.)	611.78 CZK (11,805)
YTD High date	688.00 CZK (2024/05/07)
YTD Low date	533.00 CZK (2024/01/02)
52 Weeks High date	688.00 CZK (2024/05/07)
52 Weeks Low date	518.00 CZK (2023/12/14)

All listings for COLT CZ GROUP SE CZK0.10

Exchange ⬆	Date	Time	Price	Trading volume (mio.)	Number of trades
Stuttgart	2024/09/18	15:30	24.35 EUR	0.00	5
Prague Stock Exchange	2024/09/18	16:15	620.00 CZK	9.04	215
Munich	2024/09/18	08:12	25.20 EUR	0.00	1
Frankfurt	2024/09/18	08:17	24.35 EUR	0.00	1
FINRA other OTC	2024/09/18	17:50	29.55 USD	0.01	4

Issues	11					
Duesseldorf	2024/09/ 18	17:55	25.25	EUR	0.00	5
Berlin	2024/09/ 18	08:13	24.35	EUR	0.00	1

Company profile

Company Logo

Contact Details

CZG CESKA ZBROJOVKA GROUP SE

--

Telefon: -

Fax: -

E-mail: -

Company Profile

-