

## ANSELL FPO (ANN) - AUX/CALL/0.01/20201119

2020/10/26 07:32:57

## Price

40.715 AUD

Difference  0.56% (0.23)

## General attributes

|                 |             |
|-----------------|-------------|
| Symbol          | ANNOK2020   |
| Exchange        | AUX         |
| Currency        | AUD         |
| Security type   | Option      |
| Underlying      | ANSELL LTD. |
| Type            | CALL        |
| Style           | -           |
| Strike price    | 0.01 AUD    |
| Maturity        | 2020/11/19  |
| Contract size   | 100         |
| Settlement date | 2020/10/26  |
| Delivery date   | -           |

## Market data

|                         |                   |
|-------------------------|-------------------|
| Bid (Bid size)          | -                 |
| Ask (Ask size)          | -                 |
| Open                    | 40.715 AUD        |
| High                    | 40.715 AUD        |
| Low                     | 40.715 AUD        |
| Close (prev. day)       | 40.49 AUD         |
| Underlying              | Ansell            |
| Underlying price (date) | 40.715 (20/10/26) |
| Settlement price (date) | 40.72 (20/10/26)  |
| Open Interest           | -                 |

## Performance and Risk

|             | 6m    | 1Y    | 3Y    |
|-------------|-------|-------|-------|
| Perf (%)    | -     | -     | -     |
| Perf (abs.) | -     | -     | -     |
| Beta        | -     | -     | -     |
| Volatility  | 22.08 | 22.08 | 22.08 |

## Futures and Options

|                 |   |
|-----------------|---|
| Related Futures | - |
| Related Options | - |

5Y













Information about previous performance does not guarantee future performance.  
Source: FactSet

## Price data

|   |                         |
|---|-------------------------|
| Ø price 5 days   Ø volume 5 days (pcs.)     | 40.829 AUD (0)          |
| Ø price 30 days   Ø volume 30 days (pcs.)   | 38.271 AUD (0)          |
| Ø price 100 days   Ø volume 100 days (pcs.) | 37.715 AUD (0)          |
| Ø price 250 days   Ø volume 250 days (pcs.) | - AUD (0)               |
| YTD High   date                             | 41.180 AUD (2020/10/20) |
| YTD Low   date                              | 34.340 AUD (2020/06/15) |
| 52 Weeks High   date                        | 41.180 AUD (2020/10/20) |
| 52 Weeks Low   date                         | 34.340 AUD (2020/06/15) |

## Recent research

| on sector  |   |   |
|------------|---|---|
| Date       | Headline  | Download  |
| 2020/10/19 |  Global Equity Ratings                 |  |
| 2020/10/01 |  Global Equity Ratings                 |  |
| 2020/09/01 |  Updates on J&J, LVMH, NVIDIA, Samsung |  |
| 2020/07/31 |  Global Equity Ratings                 |  |
| 2016/06/30 |  Issuer Profile: OeBB Infrastructure   |  |