

## M3 INC NPV

ISIN: JP3435750009

WKN: 2413

## Overview

2024/07/05 17:15:02

Price  
8.35 EURDifference  0.00% (0.00)

## General attributes

ISIN	JP3435750009
Symbol	2413
Exchange	Frankfurt
Currency	EUR
Sector	-
Security type	Stock
Market cap (m)	5,850 EUR
Benchmark	NIKKEI 225

## Market data

Bid (Bid size)	-
Ask (Ask size)	-
Open	8.40 EUR
High	8.40 EUR
Low	8.35 EUR
Close (prev. day)	8.35 EUR
VWAP	9.90 EUR
Volume (pcs)	0
Trading volume	0.00
Number of trades	3
Last size	0

## Futures and Options

Related Futures	-
Related Options	-











5Y



Information about previous performance does not guarantee future performance.  
Source: FactSet

## Recent research

on market

Date		Headline	Download
2024/02/22		Global Equity Ratings	
2023/10/27		Global Equity Ratings	
2023/09/29		Global Equity Ratings	
2023/09/08		Global Equity Ratings	
2023/08/22		Global Equity Ratings	

## Details

2024/07/05 17:15:02

## Price

8.35 EUR

Difference ➔ 0.00% (0.00)

## General attributes

ISIN	JP3435750009
Symbol	2413
Exchange	Frankfurt
Currency	EUR
Sector	-
Security type	Stock
Market cap (m)	5,850 EUR
Benchmark	NIKKEI 225

## Market data

Bid (Bid size)	-
Ask (Ask size)	-
Open	8.40 EUR
High	8.40 EUR
Low	8.35 EUR
Close (prev. day)	8.35 EUR
VWAP	9.90 EUR
Volume (pcs)	0
Trading volume	0.00
Number of trades	3
Last size	0

## Performance and Risk

	6m	1Y	3Y
Perf (%)	-40.78%	-56.51%	-
Perf (abs.)	-5.75	-10.85	-
Beta	0.89	1.07	1.25
Volatility	47.16	41.30	-

5Y



Information about previous performance does not guarantee future performance.  
Source: FactSet

## Price data

Ø price 5 days   Ø volume 5 days (pcs.)	8.35 EUR (0)
Ø price 30 days   Ø volume 30 days (pcs.)	8.78 EUR (0)
Ø price 100 days   Ø volume 100 days (pcs.)	10.71 EUR (25)
Ø price 250 days   Ø volume 250 days (pcs.)	13.88 EUR (25)
YTD High   date	15.70 EUR (2024/01/10)
YTD Low   date	8.35 EUR (2024/07/01)
52 Weeks High   date	20.60 EUR (2023/07/14)
52 Weeks Low   date	8.35 EUR (2024/07/01)

## All listings for M3 INC NPV

Exchange <span style="color: green;">⊕</span>	Date	Time	Price	Trading volume (mio.)	Number of trades
Tradegate	2024/07/05	22:26	8.65 EUR	0.00	3
Tokyo Stock Exchange	2024/07/05	08:00	1,503.00 JPY	27.11	2,867
Stuttgart	2024/07/05	16:45	8.55 EUR	0.00	5
Munich	2024/07/05	08:15	8.75 EUR	0.00	2
Hanover	2024/07/05	08:00	8.55 EUR	0.00	1

	05					
Frankfurt	2024/07/05	17:15	8.35 EUR	0.00		3
FINRA other OTC Issues	2024/06/17	21:17	9.0715 USD	0.01		1
Duesseldorf	2024/07/05	19:30	8.30 EUR	0.00		5
Berlin	2024/07/05	08:13	8.40 EUR	0.00		3

## Company profile

### Company Logo

#### Contact Details

SO-NET M3 INC

--

----

Telefon: -

Fax: -

E-mail: -

### Company Profile

-