

M3 INC NPV

ISIN: JP3435750009

WKN: 2413

Overview

2024/05/17 15:32:43

Price
9.90 EURDifference  2.06% (0.20)

General attributes

ISIN	JP3435750009
Symbol	2413
Exchange	Frankfurt
Currency	EUR
Sector	-
Security type	Stock
Market cap (m)	6,489 EUR
Benchmark	NIKKEI 225

Market data

Bid (Bid size)	-
Ask (Ask size)	-
Open	9.25 EUR
High	9.90 EUR
Low	9.25 EUR
Close (prev. day)	9.70 EUR
VWAP	9.90 EUR
Volume (pcs)	200
Trading volume	1,980.00
Number of trades	1
Last size	200

Futures and Options

Related Futures	-
Related Options	-






5Y



Information about previous performance does not guarantee future performance.

Source: FactSet

Recent research

on market			
Date		Headline	Download
2024/02/22		Global Equity Ratings	
2023/10/27		Global Equity Ratings	
2023/09/29		Global Equity Ratings	
2023/09/08		Global Equity Ratings	
2023/08/22		Global Equity Ratings	

Details

2024/05/17 15:32:43

Price

9.90 EUR

Difference ▲ 2.06% (0.20)

General attributes

ISIN	JP3435750009
Symbol	2413
Exchange	Frankfurt
Currency	EUR
Sector	-
Security type	Stock
Market cap (m)	6,489 EUR
Benchmark	NIKKEI 225

Market data

Bid (Bid size)	-
Ask (Ask size)	-
Open	9.25 EUR
High	9.90 EUR
Low	9.25 EUR
Close (prev. day)	9.70 EUR
VWAP	9.90 EUR
Volume (pcs)	200
Trading volume	1,980.00
Number of trades	1
Last size	200

Performance and Risk

	6m	1Y	3Y
Perf (%)	-32.19%	-50.99%	-
Perf (abs.)	-4.70	-10.30	-
Beta	1.04	1.12	1.26
Volatility	46.98	41.22	-

5Y



Information about previous performance does not guarantee future performance.
Source: FactSet

Price data

Ø price 5 days Ø volume 5 days (pcs.)	9.66 EUR (40)
Ø price 30 days Ø volume 30 days (pcs.)	10.68 EUR (61)
Ø price 100 days Ø volume 100 days (pcs.)	12.54 EUR (50)
Ø price 250 days Ø volume 250 days (pcs.)	15.49 EUR (25)
YTD High date	15.70 EUR (2024/01/10)
YTD Low date	9.25 EUR (2024/05/02)
52 Weeks High date	21.80 EUR (2023/05/23)
52 Weeks Low date	9.25 EUR (2024/05/02)

All listings for M3 INC NPV

Exchange	Date	Time	Price	Trading volume (mio.)	Number of trades
Tradegate	2024/05/17	22:26	9.55 EUR	0.00	2
Tokyo Stock Exchange	2024/05/17	08:00	1,613.50 JPY	76.79	8,703
Munich	2024/05/17	08:06	9.70 EUR	0.00	2
Hanover	2024/05/17	08:09	9.40 EUR	0.00	3
Frankfurt	2024/05/17	15:32	9.90 EUR	0.00	1

	17					
FINRA other OTC Issues	2024/05/15	15:39	10.83 USD	0.00		1
Duesseldorf	2024/05/17	08:36	9.40 EUR	0.00		1
Berlin	2024/05/17	08:13	9.20 EUR	0.00		2

Company profile

Company Logo

Contact Details

SO-NET M3 INC

--

Telefon: -

Fax: -

E-mail: -

Company Profile

-