

ALIBABA HEALTH INFORMATION TECHNOLOGY LTD

ISIN: **BMG0171K1018** WKN: -

Overview

2024/05/03 13:09:04

Price

0.391 EUR

Difference  0.54% (0.00)

General attributes

ISIN BMG0171K1018

Symbol 241

Exchange Berlin

Currency EUR

Sector Chemical / Pharmaceutical / Health

Security type Stock

Market cap (m) 6,296 EUR

Benchmark MSCI WORLD INDEX (STRD, UHD)

Market data

Bid (Bid size) 0.3439 EUR (37,760)

Ask (Ask size) 0.4379 EUR (30,680)

Open 0.3917 EUR

High 0.3917 EUR

Low 0.3909 EUR

Close (prev. day) 0.3889 EUR

VWAP -

Volume (pcs) 0

Trading volume 0.00

Number of trades 4

Last size 0

Futures and Options

Related Futures -

Related Options -

5Y













Information about previous performance does not guarantee future performance.

Source: FactSet

Recent research

on sector

Date	Headline	Download
2024/04/26	 Global Equity Ratings	
2024/04/03	 Global Equity Ratings	
2024/03/13	 Global Equity Ratings	
2024/02/22	 Global Equity Ratings	
2024/02/14	 Global Equity Ratings	

Details

2024/05/03 13:09:04

Price

0.391 EUR

Difference ▲ 0.54% (0.00)

General attributes

ISIN	BMG0171K1018
Symbol	241
Exchange	Berlin
Currency	EUR
Sector	Chemical / Pharmaceutical / Health
Security type	Stock
Market cap (m)	6,296 EUR
Benchmark	MSCI WORLD INDEX (STRD, UHD)

Market data

Bid (Bid size)	0.3439 EUR (37,760)
Ask (Ask size)	0.4379 EUR (30,680)
Open	0.3917 EUR
High	0.3917 EUR
Low	0.3909 EUR
Close (prev. day)	0.3889 EUR
VWAP	-
Volume (pcs)	0
Trading volume	0.00
Number of trades	4
Last size	0

Performance and Risk

	6m	1Y	3Y
Perf (%)	-31.39%	-37.99%	-84.40%
Perf (abs.)	-0.18	-0.24	-2.10
Beta	1.68	1.56	0.76
Volatility	53.37	48.62	65.20

5Y



Information about previous performance does not guarantee future performance.
Source: FactSet

Price data

Ø price 5 days Ø volume 5 days (pcs.)	0.356 EUR (0)
Ø price 30 days Ø volume 30 days (pcs.)	0.352 EUR (0)
Ø price 100 days Ø volume 100 days (pcs.)	0.398 EUR (12)
Ø price 250 days Ø volume 250 days (pcs.)	0.499 EUR (5)
YTD High date	0.493 EUR (2024/01/02)
YTD Low date	0.314 EUR (2024/04/17)
52 Weeks High date	0.658 EUR (2023/08/08)
52 Weeks Low date	0.314 EUR (2024/04/17)

All listings for ALIBABA HEALTH INFORMATION TECHNOLOGY LTD

Exchange ⊕	Date	Time	Price	Trading volume (mio.)	Number of trades
Tradegate	2024/05/03	10:37	0.3838 EUR	0.00	1
Stuttgart	2024/05/03	10:32	0.3837 EUR	0.00	2
Munich	2024/05/03	08:00	0.3854 EUR	0.00	1
Hong Kong Stock Exchange	2024/05/03	10:09	3.28 HKD	-	-
Hanover	2024/05/03	08:00	0.3854 EUR	0.00	1

	03					
Frankfurt	2024/05/03	08:05	0.383 EUR	0.00		1
FINRA other OTC Issues	2024/05/02	17:12	0.41 USD	0.00		9
Duesseldorf	2024/05/03	12:30	0.3842 EUR	0.00		3
Berlin	2024/05/03	13:09	0.391 EUR	0.00		4

Company profile

Company Logo

Company Profile

Contact Details

ALIBABA HEALTH INFORMATION TECH

--

Telefon: -

Fax: -

E-mail: -