

## ALIBABA HEALTH INFORMATION TECHNOLOGY LTD

ISIN: **BMG0171K1018** WKN: -

## Overview

2024/04/26 21:05:04

5Y

## Price

0.3528 EUR

Difference  8.75% (0.03)

## General attributes

ISIN	BMG0171K1018
Symbol	241
Exchange	Berlin
Currency	EUR
Sector	Chemical / Pharmaceutical / Health
Security type	Stock
Market cap (m)	5,652 EUR
Benchmark	MSCI WORLD INDEX (STRD, UHD)

## Market data

Bid (Bid size)	-
Ask (Ask size)	-
Open	0.3493 EUR
High	0.3528 EUR
Low	0.3481 EUR
Close (prev. day)	0.3244 EUR
VWAP	-
Volume (pcs)	0
Trading volume	0.00
Number of trades	8
Last size	0

## Futures and Options

Related Futures	-
Related Options	-













Information about previous performance does not guarantee future performance.

Source: FactSet

## Recent research

on sector

Date		Headline	Download
2024/04/26		Global Equity Ratings	
2024/04/03		Global Equity Ratings	
2024/03/13		Global Equity Ratings	
2024/02/22		Global Equity Ratings	
2024/02/14		Global Equity Ratings	

## Details

2024/04/26 21:05:04

## Price

0.3528 EUR

Difference ▲ 8.75% (0.03)

## General attributes

ISIN	BMG0171K1018
Symbol	241
Exchange	Berlin
Currency	EUR
Sector	Chemical / Pharmaceutical / Health
Security type	Stock
Market cap (m)	5,652 EUR
Benchmark	MSCI WORLD INDEX (STRD, UHD)

## Market data

Bid (Bid size)	-
Ask (Ask size)	-
Open	0.3493 EUR
High	0.3528 EUR
Low	0.3481 EUR
Close (prev. day)	0.3244 EUR
VWAP	-
Volume (pcs)	0
Trading volume	0.00
Number of trades	8
Last size	0

## Performance and Risk

	6m	1Y	3Y
Perf (%)	-34.76%	-45.25%	-86.23%
Perf (abs.)	-0.19	-0.29	-2.21
Beta	1.27	1.43	0.74
Volatility	50.64	47.48	64.84

5Y



Information about previous performance does not guarantee future performance.  
Source: FactSet

## Price data

Ø price 5 days   Ø volume 5 days (pcs.)	0.3292 EUR (0)
Ø price 30 days   Ø volume 30 days (pcs.)	0.3555 EUR (0)
Ø price 100 days   Ø volume 100 days (pcs.)	0.4022 EUR (12)
Ø price 250 days   Ø volume 250 days (pcs.)	0.5014 EUR (5)
YTD High   date	0.4932 EUR (2024/01/02)
YTD Low   date	0.3138 EUR (2024/04/17)
52 Weeks High   date	0.6578 EUR (2023/08/08)
52 Weeks Low   date	0.3138 EUR (2024/04/17)

## All listings for ALIBABA HEALTH INFORMATION TECHNOLOGY LTD

Exchange <span>⊕</span>	Date	Time	Price	Trading volume (mio.)	Number of trades
Tradegate	2024/04/26	22:26	0.3522 EUR	0.03	14
Stuttgart	2024/04/26	10:33	0.3444 EUR	0.00	6
Munich	2024/04/26	08:00	0.3409 EUR	0.00	2
Hong Kong Stock Exchange	2024/04/26	10:08	2.95 HKD	-	-
Hanover	2024/04/26	08:00	0.3409 EUR	0.00	3

	26						
Frankfurt	2024/04/26	08:03	0.3409	EUR	0.00		2
FINRA other OTC Issues	2024/04/22	15:30	0.3505	USD	0.00		1
Duesseldorf	2024/04/26	19:30	0.3454	EUR	0.00		7
Berlin	2024/04/26	21:05	0.3528	EUR	0.00		8

## Company profile

### Company Logo

### Company Profile

#### Contact Details

ALIBABA HEALTH INFORMATION TECH

--

----

Telefon: -

Fax: -

E-mail: -