

ALDEYRA THERAPEUTICS INC.

ISIN: **US01438T1060** WKN: **01438T106**

Overview

2024/08/16 20:30:20

Price

4.559 EUR

Difference  -1.87% (-0.09)

General attributes

ISIN	US01438T1060
Symbol	ALDX
Exchange	Berlin
Currency	EUR
Sector	-
Security type	Stock
Market cap (m)	275 EUR
Benchmark	S&P 500

Market data

Bid (Bid size)	-
Ask (Ask size)	-
Open	4.788 EUR
High	4.90 EUR
Low	4.559 EUR
Close (prev. day)	4.646 EUR
VWAP	-
Volume (pcs)	0
Trading volume	0.00
Number of trades	19
Last size	0

Futures and Options

Related Futures	-
Related Options	-






5Y



Information about previous performance does not guarantee future performance.

Source: FactSet

Recent research

on market			
Date		Headline	Download
2024/08/12		Global Equity Ratings	
2024/07/24		Global Equity Ratings	
2024/07/12		Global Equity Ratings	
2024/07/03		Global Strategy 3Q 2024	
2024/06/21		Global Equity Ratings	

Details

2024/08/16 20:30:20

Price

4.559 EUR

Difference ▼ -1.87% (-0.09)

General attributes

ISIN	US01438T1060
Symbol	ALDX
Exchange	Berlin
Currency	EUR
Sector	-
Security type	Stock
Market cap (m)	275 EUR
Benchmark	S&P 500

Market data

Bid (Bid size)	-
Ask (Ask size)	-
Open	4.788 EUR
High	4.90 EUR
Low	4.559 EUR
Close (prev. day)	4.646 EUR
VWAP	-
Volume (pcs)	0
Trading volume	0.00
Number of trades	19
Last size	0

Performance and Risk

	6m	1Y	3Y
Perf (%)	+36.66%	-34.02%	-40.79%
Perf (abs.)	+1.22	-2.35	-3.14
Beta	2.45	1.57	1.17
Volatility	88.45	143.73	108.52

5Y



Information about previous performance does not guarantee future performance.
Source: FactSet

Price data

Ø price 5 days Ø volume 5 days (pcs.)	4.405 EUR (0)
Ø price 30 days Ø volume 30 days (pcs.)	3.671 EUR (0)
Ø price 100 days Ø volume 100 days (pcs.)	3.601 EUR (2)
Ø price 250 days Ø volume 250 days (pcs.)	3.573 EUR (5)
YTD High date	4.900 EUR (2024/08/16)
YTD Low date	2.512 EUR (2024/03/15)
52 Weeks High date	7.180 EUR (2023/08/28)
52 Weeks Low date	1.372 EUR (2023/10/24)

Arbitrage views

Exchange	Date	Time	Price	Trading volume (mio.)	Number of trades
Tradegate	2024/08/16	22:26	4.59 EUR	0.00	7
Stuttgart	2024/08/16	18:44	4.58 EUR	0.01	5
Nasdaq	2024/08/16	22:00	5.07 USD	2.21	6,358
Munich	2024/08/16	08:08	4.744 EUR	0.00	2
Frankfurt	2024/08/16	16:56	4.676 EUR	0.00	1
Duesseldorf	2024/08/16	19:30	4.581 EUR	0.00	6
Berlin	2024/08/16	20:30	4.559 EUR	0.00	19

Company profile

Company Logo



Company Profile

-

Contact Details

ALDEYRA THERAPEUTICS

--

Telefon: -

Fax: -

E-mail: -