

DOMINION LENDING CENTRES INC.

ISIN: CA2574141024 WKN: -

Overview

2024/10/17 19:29:27

Price
4.83 CADDifference  -1.43% (-0.07)

General attributes

ISIN	CA2574141024
Symbol	DLCG
Exchange	Toronto Stock Exchange
Currency	CAD
Sector	Financial
Security type	Stock
Market cap (m)	155 EUR
Benchmark	S&P/TSX 60 INDEX

Market data

Bid (Bid size)	4.70 CAD (1,500)
Ask (Ask size)	4.89 CAD (300)
Open	4.78 CAD
High	4.90 CAD
Low	4.75 CAD
Close (prev. day)	4.90 CAD
VWAP	4.88 CAD
Volume (pcs)	5,300
Trading volume	25,583.00
Number of trades	16
Last size	100

Futures and Options





Related Futures	-
Related Options	-

5Y



Information about previous performance does not guarantee future performance.
Source: FactSet

Recent research

on sector		
Date	Headline	Download
2024/10/18	 Akciové trhy - denní zpráva	
2024/10/17	 Akciové trhy - denní zpráva	
2024/10/16	 Akciové trhy - denní zpráva	
2024/10/15	 Akciové trhy - denní zpráva	
2024/10/14	 Akciové trhy - denní zpráva	

Details

2024/10/17 19:29:27

Price

4.83 CAD

Difference ▼ -1.43% (-0.07)

General attributes

ISIN	CA2574141024
Symbol	DLCG
Exchange	Toronto Stock Exchange
Currency	CAD
Sector	Financial
Security type	Stock
Market cap (m)	155 EUR
Benchmark	S&P/TSX 60 INDEX

Market data

Bid (Bid size)	4.70 CAD (1,500)
Ask (Ask size)	4.89 CAD (300)
Open	4.78 CAD
High	4.90 CAD
Low	4.75 CAD
Close (prev. day)	4.90 CAD
VWAP	4.88 CAD
Volume (pcs)	5,300
Trading volume	25,583.00
Number of trades	16
Last size	100

Performance and Risk

	6m	1Y	3Y
Perf (%)	-	-	-
Perf (abs.)	-	-	-
Beta	-	-	-
Volatility	49.85	56.93	54.78

5Y



Information about previous performance does not guarantee future performance.
Source: FactSet

Price data

Ø price 5 days Ø volume 5 days (pcs.)	4.82 CAD (21,495)
Ø price 30 days Ø volume 30 days (pcs.)	4.23 CAD (63,197)
Ø price 100 days Ø volume 100 days (pcs.)	3.90 CAD (39,850)
Ø price 250 days Ø volume 250 days (pcs.)	3.24 CAD (35,119)
YTD High date	5.29 CAD (2024/10/04)
YTD Low date	2.54 CAD (2024/01/22)
52 Weeks High date	5.29 CAD (2024/10/04)
52 Weeks Low date	1.80 CAD (2023/10/25)

All listings for DOMINION LENDING CENTRES INC.

Exchange	Date	Time	Price	Trading volume (mio.)	Number of trades
Toronto Stock Exchange	2024/10/17	19:29	4.83 CAD	0.03	16
Frankfurt	2024/10/18	08:00	3.20 EUR	0.00	2
FINRA other OTC Issues	2024/10/15	17:19	3.47 USD	0.00	2
Berlin	2024/10/18	08:01	3.22 EUR	0.00	2

Company profile

Company Logo



Company Profile

-

Contact Details

DOMINION LENDING CENTRES

--

Telefon: -

Fax: -

E-mail: -