

# BEL 20 INDEX

ISIN: **BE0389555039** WKN: -

## Overview

2024/08/07 18:05:02	
<b>Price</b>	<b>3,994.30</b> EUR
<b>Difference</b>	<span style="color: green;">▲</span> 2.73% (106.31)
<b>General attributes</b>	
ISIN	BE0389555039
Symbol	BEL20
Country	Belgium
Instruments in index	20
Type of index	Price Index
Security type	Index
<b>Market data</b>	
Open	3,918.01 EUR
High	4,010.66 EUR
Low	3,915.84 EUR
Close (prev. day)	3,887.99 EUR
Trading volume (m)	4,733,518
Volume (pcs)	280,797,171



Information about previous performance does not guarantee future performance.  
Source: FactSet

### Top 5

Name	Price	+ - (%)	Trend
GALAPAGOS ...	24.14	+4.68	<span style="color: green;">▲</span>
ARGENX SE	467.00	+4.24	<span style="color: green;">▲</span>
UCB S.A.	152.20	+3.33	<span style="color: green;">▲</span>
D'IETEREN ...	202.60	+3.10	<span style="color: green;">▲</span>
AGEAS SA/N...	41.56	+3.02	<span style="color: green;">▲</span>

Intraday 1W 1M 6m 1Y 3Y

### Flop 5

Name	Price	+ - (%)	Trend
ANHEUSER-B...	55.80	+1.20	<span style="color: green;">▲</span>
AZELIS GRO...	17.05	+1.43	<span style="color: green;">▲</span>
WAREHOUSES...	24.30	+1.76	<span style="color: green;">▲</span>
LOTUS BAKE...	9,940.00	+1.95	<span style="color: green;">▲</span>
MELEXIS N...	78.15	+2.02	<span style="color: green;">▲</span>

Intraday 1W 1M 6m 1Y 3Y

### Recent research

on market			
Date		Headline	Download
2024/08/02		Week Ahead	
2024/07/31		Credit Markets Weekly	
2024/07/26		Week Ahead	
2024/07/24		Credit Markets Weekly	
2024/07/19		Week Ahead	

**Futures and Options**

**Related Futures** -

**Related Options** -

## Details

2024/08/07 18:05:02

Price

**3,994.30** EURDifference  2.73% (106.31)

## General attributes

ISIN BE0389555039

Symbol BEL20

Country Belgium

Security type Index

Instruments in index 20

## Market data

Open 3,918.01 EUR

High 4,010.66 EUR

Low 3,915.84 EUR

Close (prev. day) 3,887.99 EUR

Trading volume (m) 4,733,518

Volume (pcs) 280,797,171

## Performance and Risk

	6m	1Y	3Y
Perf (%)	+10.16%	+7.49%	-7.17%
Perf (abs.)	+368.35	+278.28	-308.52
Beta	-	-	-
Volatility	12.51	13.11	15.16






















Information about previous performance does not guarantee future performance.  
Source: FactSet

## Price data

Ø price 5 days   Ø volume 5 days (pcs.)	3,978.15 EUR (5,693,133)
Ø price 30 days   Ø volume 30 days (pcs.)	3,999.43 EUR (3,957,292)
Ø price 100 days   Ø volume 100 days (pcs.)	3,922.50 EUR (4,472,424)
Ø price 250 days   Ø volume 250 days (pcs.)	3,732.19 EUR (4,921,934)
YTD High   date	4,171.29 EUR (2024/07/31)
YTD Low   date	3,550.65 EUR (2024/01/18)
52 Weeks High   date	4,171.29 EUR (2024/07/31)
52 Weeks Low   date	3,271.53 EUR (2023/10/26)

## Composition

Name  ISIN	Price	Diff %  Diff +/-	Performance 	Date Time	Turnover Pc.  Turnover Money 
ACKERMANS & VAN HAAREN N.... BE0003764785	170.50	2.59% 4.30		24/08/07 17:35:06	21,717 3,685,461.00
AEDIFICA NV BE0003851681	60.15	2.38% 1.40		24/08/07 17:35:12	46,359 2,779,843.00
AGEAS SA/NV BE0974264930	41.56	3.02% 1.22		24/08/07 17:35:06	233,621 9,683,584.00
ANHEUSER-BUSCH INBEV SA BE0974293251	55.80	1.20% 0.66		24/08/07 17:35:25	1,702,494 94,012,351.00
ARGENX SE NL0010832176	467.00	4.24% 19.00		24/08/07 17:35:13	78,365 36,410,907.00
AZELIS GROUP N.V. BE0974400328	17.05	1.43% 0.24		24/08/07 17:35:02	100,612 1,716,721.00
COFINIMMO SA NPV BE0003593044	60.45	2.54% 1.50		24/08/07 17:35:28	51,333 3,092,586.00
D'IETEREN GROUP SA/NV BE0974259880	202.60	3.10% 6.10		24/08/07 17:35:01	29,135 5,888,668.00
ELIA GROUP SA BE0003822393	97.50	2.09% 2.00		24/08/07 17:35:13	49,719 4,840,534.00
GALAPAGOS N.V. BE0003818359	24.14	4.68% 1.08		24/08/07 17:35:08	116,859 2,767,882.00
GROUPE BRUXELLES LAMBERT ... BE0003797140	66.45	2.63% 1.70		24/08/07 17:35:07	73,805 4,891,393.00
KBC GROEP BE0003565737	65.60	2.37% 1.52		24/08/07 17:35:03	434,877 28,501,205.00
LOTUS BAKERIES NV BE0003604155	9,940.00	1.95% 190.00		24/08/07 17:35:07	459 4,560,210.00
MELEXIS N.V. BE0165385973	78.15	2.02% 1.55		24/08/07 17:35:08	26,047 2,037,869.00
SOFINA S.A. BE0003717312	207.60	2.98% 6.00		24/08/07 17:35:20	17,001 3,506,136.00
SOLVAY SA BE0003470755	30.89	2.32% 0.70		24/08/07 17:35:05	178,311 5,509,264.00
SYENSQO SA BE0974464977	69.45	2.39% 1.62		24/08/07 17:35:13	264,918 18,461,286.00
UCB S.A. BE0003739530	152.20	3.33% 4.90		24/08/07 17:35:26	220,537 33,607,063.00
UMICORE S.A. BE0974320526	11.92	2.58% 0.30		24/08/07 17:35:57	919,603 10,973,400.00
WAREHOUSES DE PAUW S.C.A. BE0974349814	24.30	1.76% 0.42		24/08/07 17:35:21	133,733 2,514,907.00