

## BEL 20 INDEX

ISIN: **BE0389555039**

WKN: -

## Overview

2024/07/11 13:56:45

Price

**4,000.62** EURDifference  0.16% (6.31)







## General attributes

ISIN	BE0389555039
Symbol	BEL20
Country	Belgium
Instruments in index	20
Type of index	Price Index
Security type	Index

## Market data

Open	4,001.62 EUR
High	4,013.84 EUR
Low	3,995.48 EUR
Close (prev. day)	3,994.31 EUR
Trading volume (m)	793,648
Volume (pcs)	50,089,502

## Top 5

Name 	Price	+ - (%) 	Trend 
MELEXIS N...	85.35	+1.91 	
GALAPAGOS ...	24.88	+1.39 	
AGEAS SA/N...	44.20	+1.38 	
KBC GROEP	68.34	+1.33 	
ANHEUSER-B...	55.96	+0.79 	

Intraday 1W 1M 6m 1Y 3Y

## Flop 5

Name 	Price	+ - (%) 	Trend 
ARGENX SE	424.40	-1.39 	
SOFINA S.A...	211.60	-1.21 	
LOTUS BAKE...	9,740.00	-0.81 	
UCB S.A.	144.65	-0.24 	
UMICORE S...	13.52	-0.15 	

5Y













Information about previous performance does not guarantee future performance.

Source: FactSet

## Recent research

on market

Date	Headline	Download
2024/07/10	 Credit Markets Weekly	
2024/07/09	 Political environment weighs on outlook	
2024/07/05	 Week Ahead	
2024/07/03	 Global Strategy 3Q 2024	
2024/07/03	 Credit Markets Weekly	

Intraday	1W	1M	6m	1Y	3Y
----------	----	----	----	----	----

### Futures and Options

Related Futures	-
-----------------	---

Related Options	-
-----------------	---

## Details

2024/07/11 13:56:45

Price

4,000.62 EUR

Difference



0.16% (6.31)

## General attributes

ISIN BE0389555039

Symbol BEL20

Country Belgium

Security type Index

Instruments in index 20

## Market data

Open 4,001.62 EUR

High 4,013.84 EUR

Low 3,995.48 EUR

Close (prev. day) 3,994.31 EUR

Trading volume (m) 793,648

Volume (pcs) 50,089,502

## Performance and Risk

	6m	1Y	3Y
Perf (%)	+7.80%	+13.89%	-4.52%
Perf (abs.)	+289.09	+487.18	-189.20
Beta	-	-	-
Volatility	10.92	12.70	14.97

5Y



Information about previous performance does not guarantee future performance.

Source: FactSet

## Price data

Ø price 5 days   Ø volume 5 days (pcs.)	3,961.51 EUR (3,047,673)
Ø price 30 days   Ø volume 30 days (pcs.)	3,911.48 EUR (5,135,106)
Ø price 100 days   Ø volume 100 days (pcs.)	3,856.33 EUR (4,877,781)
Ø price 250 days   Ø volume 250 days (pcs.)	3,709.41 EUR (4,945,435)
YTD High   date	4,045.78 EUR (2024/05/08)
YTD Low   date	3,550.65 EUR (2024/01/18)
52 Weeks High   date	4,045.78 EUR (2024/05/08)
52 Weeks Low   date	3,271.53 EUR (2023/10/26)

## Composition

Name  ISIN	Price	Diff %  Diff +/-	Performance 	Date Time	Turnover Pc.  Turnover Money 
ACKERMANS & VAN HAAREN N.... BE0003764785	167.70	0.12% 0.20		24/07/11 13:33:46	11,922 2,001,925.00
AEDIFICA NV BE0003851681	58.55	0.17% 0.10		24/07/11 13:52:30	3,629 212,972.00
AGEAS SA/NV BE0974264930	44.20	1.38% 0.60	█	24/07/11 13:50:14	77,271 3,406,426.00
ANHEUSER-BUSCH INBEV SA BE0974293251	55.96	0.79% 0.44	█	24/07/11 13:56:11	333,083 18,547,545.00
ARGENX SE NL0010832176	424.40	-1.39% -6.00		24/07/11 13:56:19	7,799 3,319,515.00
AZELIS GROUP N.V. BE0974400328	17.07	0.65% 0.11	█	24/07/11 13:45:03	13,430 229,235.00
COFINIMMO SA NPV BE0003593044	59.35	0.17% 0.10		24/07/11 13:30:06	9,455 562,108.00
D'IETEREN GROUP SA/NV BE0974259880	205.40	0.59% 1.20	█	24/07/11 13:54:45	4,235 869,487.00
ELIA GROUP SA BE0003822393	91.60	0.22% 0.20		24/07/11 13:51:22	6,570 603,030.00
GALAPAGOS N.V. BE0003818359	24.88	1.39% 0.34	█	24/07/11 13:54:31	51,010 1,263,302.00
GROUPE BRUXELLES LAMBERT ... BE0003797140	68.20	0.37% 0.25		24/07/11 13:50:45	9,486 647,644.00
KBC GROEP BE0003565737	68.34	1.33% 0.90	█	24/07/11 13:55:32	79,441 5,397,781.00
LOTUS BAKERIES NV BE0003604155	9,740.00	-0.81% -80.00		24/07/11 13:48:19	58 565,760.00
MELEXIS N.V. BE0165385973	85.35	1.91% 1.60	█	24/07/11 13:54:27	11,041 934,708.00
SOFINA S.A. BE0003717312	211.60	-1.21% -2.60		24/07/11 13:55:07	5,933 1,264,046.00
SOLVAY SA BE0003470755	32.16	0.37% 0.12		24/07/11 13:53:16	30,370 978,861.00
SYENSQO SA BE0974464977	82.20	0.31% 0.25		24/07/11 13:56:34	26,745 2,212,079.00
UCB S.A. BE0003739530	144.65	-0.24% -0.35		24/07/11 13:52:00	39,655 5,740,672.00
UMICORE S.A. BE0974320526	13.52	-0.15% -0.02		24/07/11 13:56:45	54,922 747,165.00
WAREHOUSES DE PAUW S.C.A. BE0974349814	25.96	0.00% 0.00		24/07/11 13:37:00	18,290 476,123.00