

BEL 20 INDEX

ISIN: **BE0389555039**

WKN: -

Overview

2024/05/07 18:05:02

Price

3,996.52 EURDifference  1.72% (67.52)

General attributes

ISIN BE0389555039

Symbol BEL20

Country Belgium

Instruments in index 19

Type of index Price Index

Security type Index

Market data

Open 3,947.09 EUR

High 3,996.52 EUR

Low 3,947.09 EUR

Close (prev. day) 3,929.00 EUR

Trading volume (m) 6,507,961

Volume (pcs) 384,838,406

Top 5

Name 	Price	+ - (%) 	Trend 
SOLVAY SA	34.76	+14.27 	
SYENSQO SA	95.64	+4.80 	
MELEXIS N...	81.55	+3.89 	
D'IETEREN ...	216.80	+2.26 	
ELIA GROUP...	96.45	+2.01 	

Intraday 1W 1M 6m 1Y 3Y

Flop 5

Name 	Price	+ - (%) 	Trend 
GRUPE BRU...	71.30	+0.49 	
UCB S.A.	119.90	+0.50 	
LOTUS BAKE...	9,420.00	+0.64 	
COFINIMMO ...	65.85	+0.69 	
ARGENX SE	366.60	+0.88 	

5Y














Information about previous performance does not guarantee future performance.

Source: FactSet

Recent research

on market

Date	Headline	Download 
2024/05/03	 Week Ahead	
2024/05/02	 FX markets reflect uncertain interest rate outlook	
2024/04/30	 Credit Markets Weekly	
2024/04/26	 Week Ahead	
2024/04/26	 Global Equity Ratings	

Intraday	1W	1M	6m	1Y	3Y
----------	----	----	----	----	----

Futures and Options

Related Futures -

Related Options -

Details

2024/05/07 18:05:02

Price

3,996.52 EUR

Difference



1.72% (67.52)

General attributes

ISIN BE0389555039

Symbol BEL20

Country Belgium

Security type Index

Instruments in index 19

Market data

Open 3,947.09 EUR

High 3,996.52 EUR

Low 3,947.09 EUR

Close (prev. day) 3,929.00 EUR

Trading volume (m) 6,507,961

Volume (pcs) 384,838,406

Performance and Risk

	6m	1Y	3Y
Perf (%)	+15.41%	+5.17%	-1.18%
Perf (abs.)	+533.58	+196.64	-47.55
Beta	-	-	-
Volatility	11.98	13.11	14.98



5Y

Information about previous performance does not guarantee future performance.

Source: FactSet

Price data

Ø price 5 days Ø volume 5 days (pcs.)	3,923.07 EUR (4,741,492)
Ø price 30 days Ø volume 30 days (pcs.)	3,856.01 EUR (4,194,387)
Ø price 100 days Ø volume 100 days (pcs.)	3,732.52 EUR (5,074,517)
Ø price 250 days Ø volume 250 days (pcs.)	3,648.03 EUR (4,974,748)
YTD High date	3,996.52 EUR (2024/05/07)
YTD Low date	3,550.65 EUR (2024/01/18)
52 Weeks High date	3,996.52 EUR (2024/05/07)
52 Weeks Low date	3,271.53 EUR (2023/10/26)

Composition

Name  ISIN	Price	Diff %  Diff +/-	Performance 	Date Time	Turnover Pc.  Turnover Money 
ACKERMANS & VAN HAAREN N.... BE0003764785	165.80	0.97% 1.60		24/05/07 17:38:47	29,752 4,922,927.00
AEDIFICA NV BE0003851681	63.55	1.19% 0.75		24/05/07 17:35:15	83,221 5,285,856.00
AGEAS SA/NV BE0974264930	44.32	1.23% 0.54		24/05/07 17:35:28	359,585 15,880,577.00
ANHEUSER-BUSCH INBEV SA BE0974293251	56.54	1.91% 1.06		24/05/07 17:39:53	2,145,430 120,980,244.00
ARGENX SE NL0010832176	366.60	0.88% 3.20		24/05/07 17:35:06	45,751 16,782,733.00
COFINIMMO SA NPV BE0003593044	65.85	0.69% 0.45		24/05/07 17:35:04	93,434 6,158,339.00
D'IETEREN GROUP SA/NV BE0974259880	216.80	2.26% 4.80		24/05/07 17:35:22	39,495 8,530,520.00
ELIA GROUP SA BE0003822393	96.45	2.01% 1.90		24/05/07 17:35:24	55,936 5,388,676.00
GALAPAGOS N.V. BE0003818359	27.24	1.11% 0.30		24/05/07 17:35:09	74,992 2,043,164.00
GROUPE BRUXELLES LAMBERT ... BE0003797140	71.30	0.49% 0.35		24/05/07 17:35:06	155,119 11,079,785.00
KBC GROEP BE0003565737	71.22	1.54% 1.08		24/05/07 17:37:23	591,652 41,957,210.00
LOTUS BAKERIES NV BE0003604155	9,420.00	0.64% 60.00		24/05/07 17:35:49	800 7,531,010.00
MELEXIS N.V. BE0165385973	81.55	3.89% 3.05		24/05/07 17:36:39	41,750 3,380,477.00
SOFINA S.A. BE0003717312	225.20	0.90% 2.00		24/05/07 17:35:08	15,340 3,458,693.00
SOLVAY SA BE0003470755	34.76	14.27% 4.34		24/05/07 17:39:37	1,075,584 36,461,824.00
SYENSQO SA BE0974464977	95.64	4.80% 4.38		24/05/07 17:38:51	235,354 22,285,530.00
UCB S.A. BE0003739530	119.90	0.50% 0.60		24/05/07 17:35:00	372,920 44,715,882.00
UMICORE S.A. BE0974320526	22.42	1.54% 0.34		24/05/07 17:35:04	811,548 18,216,225.00
WAREHOUSES DE PAUW S.C.A. BE0974349814	26.30	1.62% 0.42		24/05/07 17:35:15	255,983 6,727,805.00