

S&P 100 INDEX

ISIN: US78380F1021

WKN: -

Overview

2024/07/16 22:20:01

Price

2,743.90 USDDifference  0.29% (7.91)

General attributes

ISIN US78380F1021

Symbol OEX

Country USA

Instruments in index 100

Type of index -

Security type Index

Market data

Open 2,741.92 USD

High 2,747.89 USD


Low 2,730.19 USD

Close (prev. day) 2,735.99 USD

Trading volume (m) 1,290,460,699

Volume (pcs) 3,537,550,369,414

Top 5

Name 	Price	+ - (%) 	Trend 
UNITEDHEAL...	548.87	+6.50	
BANK OF AM...	44.13	+5.35	
WELLS FARG...	60.24	+4.35	
CATERPILLA...	360.58	+4.28	
BOEING CO...	186.05	+3.87	

Intraday 1W 1M 6m 1Y 3Y

Flop 5

Name 	Price	+ - (%) 	Trend 
CHARLES SC...	67.43	-10.18	
MERCK & CO...	125.44	-2.09	
NVIDIA COR...	126.36	-1.62	
ALPHABET I...	185.50	-1.43	
META PLATF...	489.79	-1.28	

Intraday 1W 1M 6m 1Y 3Y











5Y



Information about previous performance does not guarantee future performance.

Source: FactSet

Recent research

on market		
Date	Headline	Download
2024/07/12	 Week Ahead	
2024/07/12	 Global Equity Ratings	
2024/07/09	 Political environment weighs on outlook	
2024/07/08	 Akciové trhy - denní zpráva	
2024/07/05	 Week Ahead	

Futures and Options

Related Futures -

Related Options -

Details

2024/07/16 22:20:01

Price

2,743.90 USD

Difference ▲ 0.29% (7.91)

General attributes

ISIN US78380F1021

Symbol OEX

Country USA

Security type Index

Instruments in index 100

Market data

Open 2,741.92 USD

High 2,747.89 USD

Low 2,730.19 USD

Close (prev. day) 2,735.99 USD

Trading volume (m) 1,290,460,699

Volume (pcs) 3,537,550,369,414

Performance and Risk

	6m	1Y	3Y
Perf (%)	+21.36%	+30.32%	+36.22%
Perf (abs.)	+481.60	+636.52	+727.51
Beta	-	-	-
Volatility	11.93	12.15	18.11



Information about previous performance does not guarantee future performance.

Source: FactSet

Price data

Ø price 5 days Ø volume 5 days (pcs.)	2,732.39 USD (1,369,120,937)
Ø price 30 days Ø volume 30 days (pcs.)	2,653.52 USD (1,256,133,271)
Ø price 100 days Ø volume 100 days (pcs.)	2,511.03 USD (1,160,838,463)
Ø price 250 days Ø volume 250 days (pcs.)	2,294.83 USD (1,144,456,327)
YTD High date	2,758.54 USD (2024/07/10)
YTD Low date	2,196.91 USD (2024/01/05)
52 Weeks High date	2,758.54 USD (2024/07/10)
52 Weeks Low date	1,932.10 USD (2023/10/27)

Composition

Name  ISIN	Price	Diff %  Diff +/-	Performance 	Date Time	Turnover Pc.  Turnover Money 
3M COMPANY US88579Y1010	103.31	0.57% 0.59		24/07/16 22:00:02	3,601,236 370,326,909.25
ABBOTT LABS US0028241000	102.72	-0.23% -0.24		24/07/16 22:00:13	6,726,269 691,856,224.13
ABBVIE INC. US00287Y1091	169.20	0.70% 1.17		24/07/16 22:01:37	3,774,422 637,527,120.04
ACCENTURE PLC IE00B4BNMY34	325.00	2.24% 7.13		24/07/16 22:00:02	3,637,944 1,175,115,434.49
ADOBE INC. US00724F1012	566.54	0.15% 0.83		24/07/16 22:00:00	1,537,544 870,116,642.24
ADVANCED MICRO DEVICES IN... US0079031078	177.55	-1.27% -2.28		24/07/16 22:00:00	39,556,950 6,989,119,450.25
ALPHABET INC. CLASS C US02079K1079	185.50	-1.43% -2.69		24/07/16 22:00:00	12,144,772 2,266,075,488.84
ALTRIA GROUP INC. US02209S1033	48.03	0.65% 0.31		24/07/16 22:00:02	6,195,699 297,367,378.43
AMAZON.COM INC. US0231351067	193.02	0.16% 0.30		24/07/16 22:00:00	32,345,478 6,266,437,273.79
AMERICAN EXPRESS CO US0258161092	249.63	2.31% 5.63		24/07/16 22:00:02	3,073,595 762,395,354.85
AMERICAN INTERNATIONAL GR... US0268747849	78.29	0.86% 0.67		24/07/16 22:00:02	3,848,996 300,489,441.19
AMERICAN TOWER CORP US03027X1000	210.15	0.63% 1.31		24/07/16 22:00:02	1,282,578 268,649,829.52
AMGEN INC. US0311621009	333.14	0.91% 2.99		24/07/16 22:00:00	1,854,809 618,128,088.88
APPLE INC US0378331005	234.82	0.18% 0.42		24/07/16 22:00:00	41,840,958 9,803,595,313.38
AT&T INC. US00206R1023	18.85	1.45% 0.27		24/07/16 22:00:07	23,638,706 444,146,707.49
BANK OF AMERICA CORP. US0605051046	44.13	5.35% 2.24		24/07/16 22:00:02	75,815,658 3,321,681,806.40
BANK OF NEW YORK MELLON C... US0640581007	65.02	-1.05% -0.69		24/07/16 22:00:02	5,197,440 339,470,037.94
BERKSHIRE HATHAWAY INC. C... US0846707026	438.90	1.03% 4.48		24/07/16 22:00:48	4,289,388 1,876,449,562.37
BLACKROCK INC. US09247X1019	843.94	2.55% 20.98		24/07/16 22:00:02	744,396 623,676,222.60
BOEING CO., THE US0970231058	186.05	3.87% 6.94		24/07/16 22:00:02	8,504,776 1,573,227,451.27
BOOKING HOLDINGS INC. US09857L1089	4,119.09	0.76% 31.09		24/07/16 22:00:00	141,675 584,792,927.28
BRISTOL-MYERS SQUIBB CO. US1101221083	41.20	2.62% 1.05		24/07/16 22:00:02	13,251,504 542,556,954.90
BROADCOM INC. US11135F1012	169.375	-1.19% -2.05		24/07/16 22:00:00	22,129,874 3,732,235,827.23

S&P 100 INDEX

CAPITAL ONE FINANCIAL COR... US14040H1059	149.56	3.42% 4.95		24/07/16 22:00:02	3,717,709 551,648,057.73
CATERPILLAR INC US1491231015	360.58	4.28% 14.81		24/07/16 22:00:02	4,552,842 1,626,169,197.14
CHARLES SCHWAB CORP. US8085131055	67.43	-10.18% -7.64		24/07/16 22:00:02	34,230,148 2,352,183,659.41
CHARTER COMMUN INC US16119P1084	327.42	0.87% 2.83		24/07/16 22:00:00	1,510,491 491,597,355.44
CHEVRON CORPORATION US1667641005	157.77	-0.17% -0.27		24/07/16 22:00:20	6,893,987 1,085,834,019.53
CISCO SYSTEMS INC US17275R1023	47.42	0.04% 0.02		24/07/16 22:00:00	16,954,764 803,720,174.76
CITIGROUP INC US1729674242	67.27	3.27% 2.13		24/07/16 22:00:02	20,965,037 1,398,261,454.64