

S&P 100 INDEX

ISIN: US78380F1021

WKN: -

Overview

2024/05/06 23:07:54

Price

2,465.54 USDDifference ▲ 1.09% (26.68)

General attributes

ISIN US78380F1021

Symbol OEX

Country USA

Instruments in index 100

Type of index -

Security type Index

Market data

Open 2,444.53 USD

High 2,465.69 USD

Low 2,444.53 USD

Close (prev. day) 2,438.86 USD

Trading volume (m) 1,022,806,072

Volume (pcs) 2,517,872,985,360

Top 5

Name	Price	+ - (%)	Trend
ELI LILLY ...	766.68	+4.31	▲
NVIDIA COR...	921.40	+3.77	▲
ADVANCED M...	155.78	+3.44	▲
NETFLIX IN...	596.97	+3.04	▲
META PLATF...	465.68	+3.04	▲

Intraday 1W 1M 6m 1Y 3Y

Flop 5

Name	Price	+ - (%)	Trend
AMGEN INC.	299.48	-3.79	▼
AMERICAN T...	178.69	-1.68	▼
KRAFT HEIN...	35.74	-1.68	▼
T-MOBILE U...	162.37	-1.35	▼
APPLE INC	181.71	-0.91	↔

Intraday 1W 1M 6m 1Y 3Y

5Y



Information about previous performance does not guarantee future performance.

Source: FactSet

Recent research

on market

Date	Headline	Download
2024/05/03	🇬🇧 Week Ahead	Download
2024/05/02	🇬🇧 FX markets reflect uncertain interest rate outlook	Download
2024/05/02	🇬🇧 Fed continues to wait for price pressure to ease	Download
2024/04/26	🇬🇧 Week Ahead	Download
2024/04/26	🇬🇧 Global Equity Ratings	Download

Futures and Options

Related Futures -

Related Options -

Details

2024/05/06 23:07:54

Price

2,465.54 USDDifference  1.09% (26.68)

General attributes

ISIN US78380F1021

Symbol OEX

Country USA

Security type Index

Instruments in index 100

Market data

Open 2,444.53 USD

High 2,465.69 USD

Low 2,444.53 USD

Close (prev. day) 2,438.86 USD

Trading volume (m) 1,022,806,072

Volume (pcs) 2,517,872,985,360

Performance and Risk

	6m	1Y	3Y
Perf (%)	+19.49%	+29.60%	+29.20%
Perf (abs.)	+402.14	+563.16	+557.27
Beta	-	-	-
Volatility	12.26	12.54	18.16



Information about previous performance does not guarantee future performance.
Source: FactSet

Price data




Ø price 5 days Ø volume 5 days (pcs.)	2,414.52 USD (1,238,995,560)
Ø price 30 days Ø volume 30 days (pcs.)	2,425.85 USD (1,125,049,232)
Ø price 100 days Ø volume 100 days (pcs.)	2,366.50 USD (1,133,908,908)
Ø price 250 days Ø volume 250 days (pcs.)	2,187.55 USD (1,159,588,447)
YTD High date	2,492.14 USD (2024/03/21)
YTD Low date	2,196.91 USD (2024/01/05)
52 Weeks High date	2,492.14 USD (2024/03/21)
52 Weeks Low date	1,887.64 USD (2023/05/10)

Composition

Name  ISIN	Price	Diff %  Diff +/-	Performance 	Date Time	Turnover Pc.  Turnover Money 
3M COMPANY US88579Y1010	96.59	-0.58% -0.56		24/05/06 22:02:17	4,329,454 419,531,392.91
ABBOTT LABORATORIES US0028241000	105.64	-0.25% -0.26		24/05/06 22:00:02	3,789,737 400,061,735.97
ABBVIE INC. US00287Y1091	151.12	-0.70% -1.06		24/05/06 22:26:30	1,699 258,185.54
ACCENTURE PLC IE00B4BNMY34	306.06	0.77% 2.35		24/05/06 22:00:01	2,361,453 720,838,098.84
ADOBE INC. US00724F1012	493.59	1.52% 7.41		24/05/06 22:30:00	2,104,030 1,037,437,240.14
ADVANCED MICRO DEVICES IN... US0079031078	155.78	3.44% 5.18		24/05/06 22:30:00	44,624,546 6,917,376,586.93
ALPHABET INC. CLASS C US02079K1079	169.83	0.50% 0.84		24/05/06 22:30:00	15,147,906 2,559,521,675.47
ALTRIA GROUP INC. US02209S1033	43.49	-0.23% -0.10		24/05/06 22:00:02	9,035,436 393,317,034.21
AMAZON.COM INC. US0231351067	188.70	1.34% 2.49		24/05/06 22:30:00	34,725,295 6,495,655,555.95
AMERICAN EXPRESS CO US0258161092	234.33	1.54% 3.56		24/05/06 22:02:10	2,259,573 527,032,824.89
AMERICAN INTERNATIONAL GR... US0268747849	79.97	1.90% 1.49		24/05/06 22:00:01	4,669,060 372,577,766.31
AMERICAN TOWER CORP US03027X1000	178.69	-1.68% -3.05		24/05/06 22:00:02	2,297,894 410,942,204.44
AMGEN INC. US0311621009	299.48	-3.79% -11.81		24/05/06 22:30:00	4,717,645 1,418,334,613.56
APPLE INC US0378331005	181.71	-0.91% -1.67		24/05/06 22:30:00	78,569,667 14,289,297,096.64
AT&T INC. US00206R1023	16.99	0.83% 0.14		24/05/06 22:02:13	24,182,291 410,301,841.12
BANK OF AMERICA CORP. US0605051046	37.69	1.18% 0.44		24/05/06 22:00:02	28,422,334 1,069,353,769.36
BANK OF NEW YORK MELLON C... US0640581007	57.48	0.84% 0.48		24/05/06 22:00:02	2,402,975 137,786,840.09
BERKSHIRE HATHAWAY INC. C... US0846707026	404.92	1.01% 4.05		24/05/06 22:01:32	3,920,908 1,580,249,673.65
BLACKROCK INC. US09247X1019	774.64	1.40% 10.73		24/05/06 22:00:01	450,092 346,920,650.02
BOEING CO., THE US0970231058	178.35	-0.80% -1.44		24/05/06 22:00:02	11,913,389 2,135,347,850.40
BOOKING HOLDINGS INC. US09857L1089	3,598.41	0.59% 21.03		24/05/06 22:30:01	349,992 1,247,175,083.01
BRISTOL-MYERS SQUIBB CO. US1101221083	43.90	-0.20% -0.09		24/05/06 22:00:02	9,127,651 401,817,003.26
BROADCOM INC. US11135F1012	1,310.31	2.52% 32.20		24/05/06 22:30:01	1,628,708 2,122,804,936.78
CAPITAL ONE FINANCIAL COR... US14040H1059	143.33	0.65% 0.92		24/05/06 22:00:02	1,493,572 214,179,734.05
CATERPILLAR INC US1491231015	342.10	1.59% 5.35		24/05/06 22:00:02	1,653,860 564,387,778.29

CHARLES SCHWAB CORP. US8085131055	76.86	1.08% 0.82	█	24/05/06 22:00:01	4,857,630 372,093,044.05
CHARTER COMMUN INC US16119P1084	271.47	2.08% 5.54	█	24/05/06 22:30:00	1,242,626 337,468,375.16
CHEVRON CORPORATION US1667641005	162.30	1.28% 2.05	█	24/05/06 22:02:11	8,430,277 1,370,564,002.66
CISCO SYSTEMS INC US17275R1023	47.11	-0.02% -0.01		24/05/06 22:30:00	14,162,953 667,496,419.26
CITIGROUP INC US1729674242	62.81	2.10% 1.29	█	24/05/06 22:00:02	13,386,734 837,600,406.12
COCA-COLA CO US1912161007	62.35	0.29% 0.18		24/05/06 22:00:02	9,310,699 578,911,236.07
COLGATE-PALMOLIVE CO US1941621039	93.18	0.32% 0.30		24/05/06 22:00:02	3,182,027 295,827,758.36
COMCAST CORP. CLASS A US20030N1019	38.49	-0.52% -0.20		24/05/06 22:30:00	32,166,449 1,239,847,097.54
CONOCOPHILLIPS US20825C1045	123.55	1.08% 1.32	█	24/05/06 22:00:02	4,848,582 601,584,529.37
COSTCO WHOLESALE CORP US22160K1051	756.45	1.69% 12.55	█	24/05/06 22:30:00	1,773,298 1,334,973,561.63
CVS HEALTH CORPORATION US1266501006	55.97	0.13% 0.07		24/05/06 22:00:02	16,620,136 925,806,955.94
DANAHER CORP. US2358511028	247.40	-0.39% -0.98		24/05/06 22:00:02	1,741,111 431,268,108.44
DEERE & CO US2441991054	401.84	0.22% 0.88		24/05/06 22:00:02	1,042,754 418,780,244.10
DOW INC. US2605571031	57.34	0.53% 0.30	█	24/05/06 22:00:02	3,862,633 220,608,043.43
DUKE ENERGY CORP US26441C2044	100.42	0.16% 0.16		24/05/06 22:00:02	3,081,700 309,135,535.28
ELI LILLY AND COMPANY US5324571083	766.68	4.31% 31.71	█	24/05/06 22:00:02	3,398,280 2,574,862,047.75
EMERSON ELECTRIC CO. US2910111044	106.24	-0.28% -0.30		24/05/06 22:00:02	7,467,969 791,434,168.33
EXXON MOBIL CORPORATION US30231G1022	116.75	0.65% 0.75	█	24/05/06 22:00:32	31,401,260 3,677,017,826.90
FEDEX CORP US31428X1063	260.29	-0.14% -0.36		24/05/06 22:00:02	929,625 242,639,426.91
FORD MOTOR COMPANY US3453708600	12.50	0.56% 0.07	█	24/05/06 22:00:38	29,780,308 372,757,408.19
GE AEROSPACE US3696043013	167.97	2.35% 3.86	█	24/05/06 22:00:02	4,831,567 809,060,065.99
GENERAL DYNAMICS CORPORAT... US3695501086	291.38	1.12% 3.24	█	24/05/06 22:00:02	870,254 253,005,684.96
GENERAL MOTORS CORP US37045V1008	45.06	0.45% 0.20		24/05/06 22:00:02	10,301,582 465,080,611.46
GILEAD SCIENCES INC. US3755581036	65.54	1.17% 0.76	█	24/05/06 22:30:00	7,187,265 468,012,885.86
GOLDMAN SACHS GROUP INC US38141G1040	443.67	1.25% 5.49	█	24/05/06 22:00:02	1,914,307 847,331,435.61
HOME DEPOT INC., THE US4370761029	342.29	-0.16% -0.56		24/05/06 22:00:02	3,366,254 1,151,857,343.76
HONEYWELL INTERNATIONAL I... US4385161066	195.00	-0.41% -0.81		24/05/06 22:30:01	2,257,722 439,993,330.39
INTEL CORP.	30.97	0.63%	█	24/05/06	36,185,572

S&P 100 INDEX

US4581401001		0.19		22:30:01	1,119,167,090.43
INTERNATIONAL BUS MACHINE...	168.61	1.75%		24/05/06	4,222,266
US4592001014		2.90		22:00:02	708,587,886.62
INTUIT INC.	634.64	0.85%		24/05/06	802,889
US4612021034		5.37		22:30:01	507,690,987.55
JOHNSON & JOHNSON	148.58	-0.46%		24/05/06	5,042,757
US4781601046		-0.69		22:00:02	749,391,811.63
JPMORGAN CHASE & CO	192.00	0.78%		24/05/06	7,911,134
US46625H1005		1.49		22:00:02	1,512,586,145.81
KRAFT HEINZ CO.	35.74	-1.68%		24/05/06	8,570,550
US5007541064		-0.61		22:30:01	306,069,209.64
LINDE PLC	426.62	0.71%		24/05/06	1,533,533
IE000S9YS762		3.02		22:30:01	653,034,972.81
LOCKHEED MARTIN CORP	462.78	0.19%		24/05/06	796,391
US5398301094		0.87		22:00:02	367,901,134.50
LOWES COMPANIES INC.	231.70	-0.19%		24/05/06	1,714,000
US5486611073		-0.43		22:00:02	398,098,988.33
MASTERCARD INC. CLASS A	449.37	1.31%		24/05/06	2,536,211
US57636Q1040		5.79		22:00:02	1,136,415,276.59
MCDONALD'S CORPORATION CO...	269.30	-0.38%		24/05/06	2,481,336
US5801351017		-1.02		22:00:02	670,406,025.09
MEDTRONIC PLC	81.76	0.09%		24/05/06	3,676,174
IE00BTN1Y115		0.07		22:00:02	300,362,153.03
MERCK & CO. INC.	127.57	0.05%		24/05/06	6,551,962
US58933Y1055		0.06		22:03:25	834,863,669.52
META PLATFORMS INC. CLASS...	465.68	3.04%		24/05/06	15,094,627
US30303M1027		13.72		22:30:00	6,951,875,636.29
METLIFE INC.	71.19	1.74%		24/05/06	3,154,131
US59156R1086		1.22		22:00:02	223,843,333.36
MICROSOFT CORP.	413.54	1.69%		24/05/06	16,996,639
US5949181045		6.88		22:30:00	6,986,615,561.80
MONDELEZ INTERNATIONAL IN...	69.93	0.06%		24/05/06	5,653,400
US6092071058		0.04		22:30:00	394,222,523.67
MORGAN STANLEY	94.79	1.23%		24/05/06	5,105,096
US6174464486		1.15		22:00:02	482,091,963.08
NETFLIX INC	596.97	3.04%		24/05/06	3,686,337
US64110L1061		17.63		22:30:01	2,182,570,402.55
NEXTERA ENERGY INC.	71.25	1.58%		24/05/06	14,042,124
US65339F1012		1.11		22:00:02	996,683,922.20
NIKE INC. 'B'	93.36	1.31%		24/05/06	6,696,303
US6541061031		1.21		22:00:02	622,663,782.25
NVIDIA CORP.	921.40	3.77%		24/05/06	37,620,255
US67066G1040		33.51		22:30:01	34,369,427,863.08
ORACLE CORP	118.34	2.19%		24/05/06	6,052,397
US68389X1054		2.54		22:00:02	710,377,161.00
PAYPAL HOLDINGS INC.	65.61	-0.14%		24/05/06	11,257,563
US70450Y1038		-0.09		22:30:00	737,213,145.11
PEPSICO INC.	175.82	-0.19%		24/05/06	3,576,284
US7134481081		-0.33		22:30:00	628,365,305.88
PFIZER INC	28.16	1.26%		24/05/06	59,899,707
US7170811035		0.35		22:00:52	1,686,705,722.36
PHILIP MORRIS INTERNATION...	97.45	0.05%		24/05/06	4,517,746
US7181721090		0.05		22:00:02	439,326,221.32
PROCTER & GAMBLE CO	164.44	-0.01%		24/05/06	5,472,549
US7427181091		-0.02		22:00:02	898,306,725.47

S&P 100 INDEX

QUALCOMM INC. US7475251036	181.85	1.23% 2.21	█	24/05/06 22:30:00	6,980,071 1,266,897,969.34
RTX CORPORATION US75513E1010	101.91	0.50% 0.51	█	24/05/06 22:00:01	3,408,663 347,393,627.50
SALESFORCE INC. US79466L3024	275.63	0.72% 1.97	█	24/05/06 22:00:02	3,744,763 1,031,494,264.38
SIMON PROPERTY GROUP INC. US8288061091	144.44	1.06% 1.51	█	24/05/06 22:00:02	1,598,753 230,903,579.00
SOUTHERN CO. US8425871071	75.47	-0.50% -0.38	█	24/05/06 22:01:12	8,062,133 610,183,313.72
STARBUCKS CORP US8552441094	72.90	-0.29% -0.21	█	24/05/06 22:30:01	18,632,225 1,364,876,591.71
T-MOBILE US INC. US8725901040	162.37	-1.35% -2.23	█	24/05/06 22:30:00	6,022,396 978,322,970.59
TARGET CORP US87612E1064	158.35	0.20% 0.31	█	24/05/06 22:00:01	3,314,545 523,140,206.74
TESLA INC. US88160R1014	184.76	1.97% 3.57	█	24/05/06 22:30:01	84,390,253 15,569,535,029.01
TEXAS INSTRUMENTS INC US8825081040	181.67	1.54% 2.76	█	24/05/06 22:30:01	4,127,444 747,402,418.79
THERMO FISHER SCIENTIFIC ... US8835561023	573.55	0.20% 1.17	█	24/05/06 22:00:01	1,140,684 654,815,849.73
U.S. BANCORP US9029733048	41.82	0.99% 0.41	█	24/05/06 22:00:01	6,430,201 268,648,294.26
UNION PACIFIC CORP US9078181081	239.21	-0.48% -1.15	█	24/05/06 22:00:01	1,527,724 366,204,718.49
UNITED PARCEL SERVICE INC... US9113121068	146.67	0.16% 0.24	█	24/05/06 22:00:01	2,073,763 304,268,122.18
UNITEDHEALTH GROUP INC. US91324P1021	494.38	0.39% 1.93	█	24/05/06 22:00:01	2,029,503 1,001,361,471.08
VERIZON COMMUNICATIONS IN... US92343V1044	39.33	1.13% 0.44	█	24/05/06 22:00:01	13,348,833 523,956,647.06
VISA INC. US92826C8394	272.67	1.56% 4.18	█	24/05/06 22:00:02	3,958,721 1,074,832,492.95
WALMART INC. US9311421039	59.87	0.08% 0.05	█	24/05/06 22:00:01	11,119,402 663,892,429.12
WALT DISNEY COMPANY (THE) US2546871060	116.47	2.47% 2.81	█	24/05/06 22:00:37	16,303,234 1,892,584,489.98
WELLS FARGO & COMPANY US9497461015	60.19	0.42% 0.25	█	24/05/06 22:00:30	16,240,271 978,018,418.50