

S&P 100 INDEX

ISIN: US78380F1021

WKN: -

Přehled

03.05.2024 17:06:20

Cena

2.428,83 USD

Změna



1,06% (25,51)

Základní údaje

ISIN	US78380F1021
Symbol	OEX
Stát	USA
Nástroje v indexu	100
Typ indexu	-
Typ cenného papíru	Index

Tržní data

Otevírací cena	2.436,92 USD
Max	2.442,95 USD
Min	2.424,22 USD
Závěrečná cena (předchozí den)	2.403,32 USD
Obchodovaný objem (mil.)	383.629.785
Objem (kusy)	934.693.652.525

Top 5

Název	Cena	+ - (%)	Trend
AMGEN INC.	312,29	+12,18	
APPLE INC	184,5067	+6,63	
BOOKING HO...	3.666,405	+5,57	
NVIDIA COR...	878,70	+2,41	
META PLATF...	452,17	+2,38	

Denní 1t 1m 6m 1r 3r

Flop 5

Název	Cena	+ - (%)	Trend
ELI LILLY ...	731,535	-3,22	
PAYPAL HOL...	65,15	-2,73	
CHEVRON	157,25	-2,16	

51



Minulá výkonnost nezaručuje výkonnost budoucí.

Zdroj: FactSet


Aktuální analýzy a prognózy

Z trhů

Datum	Nadpis	Stáhnout
03.05.2024	Week Ahead	
02.05.2024	FX markets reflect uncertain interest rate outlook	
02.05.2024	Fed continues to wait for price pressure to ease	
26.04.2024	Week Ahead	
26.04.2024	Global Equity Ratings	

CO...

STARBUCKS ... 73,815 -1,49 

MCDONALD'S... 269,325 -1,45 

Denní 1t 1m 6m 1r 3r

Futures a opce

Související Futures -

Související Opce -

Detaily

03.05.2024 17:06:20

Cena

2.428,83 USD

Změna



1,06% (25,51)

Základní údaje

ISIN US78380F1021

Symbol OEX

Stát USA

Typ cenného papíru Index

Nástroje v indexu 100

Tržní data

Otevírací cena 2.436,92 USD

Max 2.442,95 USD

Min 2.424,22 USD

Závěrečná cena (předchozí den) 2.403,32 USD

Obchodovaný objem (mil.) 383.629.785

Objem (kusy) 934.693.652.525

Výkonnost a riziko

	6m	1r	3r
Výkonn. (%)	+17,86%	+27,00%	+26,44%
Výkonn. (abs.)	+364,26	+510,99	+502,49
Beta	-	-	-
Volatilita	12,04	12,56	18,13






Minulá výkonnost nezaručuje výkonnost budoucí.

Zdroj: FactSet

Ceny

Ø cena 5 dní Ø objem 5 dní (ks.)	2.402,09 USD (1.300.882.680)
Ø cena 30 dní Ø objem 30 dní (ks.)	2.427,46 USD (1.119.201.040)
Ø cena 100 dní Ø objem 100 dní (ks.)	2.361,62 USD (1.149.426.493)
Ø cena 250 dní Ø objem 250 dní (ks.)	2.183,28 USD (1.160.476.748)
YTD Max datum	2.492,14 USD (21.03.2024)
YTD Min datum	2.196,91 USD (05.01.2024)
52týdenní max. datum	2.492,14 USD (21.03.2024)
52týdenní min. datum	1.858,95 USD (04.05.2023)

Složení

Název  ISIN	Cena	Změna %  Změna +/-	Výkonnost 	Datum Čas	Obrat v kusech  Peněžní obrat 
3M COMPANY US88579Y1010	97,03	0,23% 0,22		03.05.24 17:05:55	1.041.216 101.401.159,29
ABBOTT LABORATORIES US0028241000	105,60	-0,30% -0,32		03.05.24 17:06:19	750.251 79.530.370,35
ABBVIE INC. US00287Y1091	162,35	0,96% 1,54		03.05.24 17:06:12	1.144.225 185.732.702,72
ACCENTURE PLC IE00B4BNMY34	302,46	0,71% 2,12		03.05.24 17:06:14	646.438 195.773.140,49
ADOBE INC. US00724F1012	482,61	1,27% 6,04		03.05.24 17:06:17	699.789 336.796.313,00
ADVANCED MICRO DEVICES IN... US0079031078	148,055	1,30% 1,90		03.05.24 17:06:21	19.388.789 2.879.957.118,94
ALPHABET INC. CLASS C US02079K1079	166,225	-1,33% -2,24		03.05.24 17:06:21	9.993.887 1.670.263.257,30
ALTRIA GROUP INC. US02209S1033	43,455	-1,19% -0,53		03.05.24 17:06:18	2.863.831 125.103.855,75
AMAZON.COM INC. US0231351067	186,72	1,08% 2,00		03.05.24 17:06:21	16.788.834 3.133.389.478,66
AMERICAN EXPRESS CO US0258161092	229,89	-1,12% -2,61		03.05.24 17:06:19	1.028.617 237.572.916,09
AMERICAN INTERNATIONAL GR... US0268747849	76,98	-1,43% -1,12		03.05.24 17:06:21	1.449.651 111.250.028,37
AMERICAN TOWER CORP US03027X1000	182,31	1,49% 2,67		03.05.24 17:06:21	1.055.575 193.547.794,17
AMGEN INC. US0311621009	312,29	12,18% 33,90		03.05.24 17:06:12	4.711.494 1.482.008.372,43
APPLE INC US0378331005	184,51	6,63% 11,48		03.05.24 17:06:21	67.482.202 12.461.943.390,13
AT&T INC. US00206R1023	16,795	-0,15% -0,03		03.05.24 17:06:19	7.138.389 119.875.926,73
BANK OF AMERICA CORP. US0605051046	37,195	0,85% 0,32		03.05.24 17:06:20	14.112.522 526.370.141,00
BANK OF NEW YORK MELLON C... US0640581007	56,70	0,18% 0,10		03.05.24 17:06:16	572.911 32.528.742,35
BERKSHIRE HATHAWAY INC. C... US0846707026	399,9288	-0,17% -0,67		03.05.24 17:06:04	989.434 397.109.871,76
BLACKROCK INC. US09247X1019	765,295	1,10% 8,30		03.05.24 17:05:18	190.184 145.914.058,08
BOEING CO., THE US0970231058	179,38	0,30% 0,53		03.05.24 17:06:17	1.689.437 302.502.434,35
BOOKING HOLDINGS INC. US09857L1089	3.666,405	5,57% 193,50		03.05.24 17:05:29	194.621 719.386.858,45
BRISTOL-MYERS SQUIBB CO. US1101221083	43,84	0,32% 0,14		03.05.24 17:06:21	3.201.037 140.969.822,81
BROADCOM INC. US11135F1012	1.261,92	1,89% 23,35		03.05.24 17:06:21	730.673 920.008.058,20
CAPITAL ONE FINANCIAL COR... US14040H1059	142,43	0,44% 0,62		03.05.24 17:05:46	288.144 41.134.479,14
CATERPILLAR INC US1491231015	335,59	0,04% 0,15		03.05.24 17:06:19	507.909 171.712.827,08

CHARLES SCHWAB CORP. US8085131055	75,2984	-0,04% -0,03		03.05.24 17:06:21	1.655.721 125.774.203,99
CHARTER COMMUN INC US16119P1084	267,35	2,04% 5,35	█	03.05.24 17:06:08	232.593 62.168.615,33
CHEVRON CORPORATION US1667641005	157,22	-2,18% -3,51		03.05.24 17:06:21	2.898.770 459.859.633,21
CISCO SYSTEMS INC US17275R1023	46,975	0,40% 0,19		03.05.24 17:06:21	3.211.422 151.482.846,34
CITIGROUP INC US1729674242	61,82	1,33% 0,81	█	03.05.24 17:06:20	3.421.225 211.232.150,17
COCA-COLA CO US1912161007	61,935	-0,09% -0,06		03.05.24 17:06:21	2.556.409 158.099.276,77
COLGATE-PALMOLIVE CO US1941621039	91,87	-1,12% -1,04		03.05.24 17:06:19	1.551.400 142.569.418,14
COMCAST CORP. CLASS A US20030N1019	38,555	0,51% 0,20		03.05.24 17:06:18	3.070.531 118.335.740,83
CONOCOPHILLIPS US20825C1045	121,19	-0,87% -1,06		03.05.24 17:06:18	932.452 113.510.842,31
COSTCO WHOLESALE CORP US22160K1051	736,87	0,60% 4,43	█	03.05.24 17:05:43	368.322 271.503.846,49
CVS HEALTH CORPORATION US1266501006	55,16	0,02% 0,01		03.05.24 17:06:21	5.934.233 327.431.748,83
DANAHER CORP. US2358511028	248,04	0,49% 1,20	█	03.05.24 17:06:11	441.626 109.926.437,46
DEERE & CO US2441991054	396,02	0,02% 0,06		03.05.24 17:06:19	332.649 132.505.103,70
DOW INC. US2605571031	56,8228	-0,01% -0,01		03.05.24 17:06:09	603.313 34.410.146,25
DUKE ENERGY CORP US26441C2044	99,26	-0,05% -0,05		03.05.24 17:06:13	513.568 51.225.590,73
ELI LILLY AND COMPANY US5324571083	731,535	-3,22% -24,38		03.05.24 17:06:14	1.662.699 1.225.923.445,21
EMERSON ELECTRIC CO. US2910111044	106,285	-0,12% -0,13		03.05.24 17:06:04	701.022 74.754.198,46
EXXON MOBIL CORPORATION US30231G1022	114,615	-1,40% -1,63		03.05.24 17:06:20	6.627.890 761.690.738,75
FEDEX CORP US31428X1063	262,445	0,16% 0,42		03.05.24 17:05:43	288.542 76.099.710,52
FORD MOTOR COMPANY US3453708600	12,485	-0,04% -0,01		03.05.24 17:06:20	13.617.447 171.249.497,33
GE AEROSPACE US3696043013	164,03	0,85% 1,39	█	03.05.24 17:06:20	1.194.992 195.714.840,62
GENERAL DYNAMICS CORPORAT... US3695501086	287,635	0,10% 0,28		03.05.24 17:06:18	211.047 60.652.891,79
GENERAL MOTORS CORP US37045V1008	44,805	0,30% 0,14		03.05.24 17:06:19	2.842.666 128.185.446,34
GILEAD SCIENCES INC. US3755581036	64,54	-1,21% -0,79		03.05.24 17:06:18	1.815.505 117.712.776,83
GOLDMAN SACHS GROUP INC US38141G1040	438,43	1,35% 5,86	█	03.05.24 17:06:21	809.924 355.673.649,25
HOME DEPOT INC., THE US4370761029	341,67	1,83% 6,14	█	03.05.24 17:06:20	1.686.139 580.886.712,37
HONEYWELL INTERNATIONAL I... US4385161066	193,97	0,17% 0,33		03.05.24 17:05:55	635.588 123.516.124,64
INTEL CORP.	30,81	0,98%	█	03.05.24	12.062.303

US4581401001		0,30		17:06:20	372.921.506,17
INTERNATIONAL BUS MACHINE... US4592001014	165,4925	0,49% 0,80		03.05.24 17:06:20	786.748 130.275.656,77
INTUIT INC. US4612021034	627,045	2,12% 13,01		03.05.24 17:05:58	233.690 146.500.295,58
JOHNSON & JOHNSON US4781601046	148,52	-0,93% -1,40		03.05.24 17:06:21	1.807.255 268.628.111,34
JPMORGAN CHASE & CO US46625H1005	190,02	-0,86% -1,64		03.05.24 17:06:19	3.166.541 602.035.457,81
KRAFT HEINZ CO. US5007541064	36,395	-0,89% -0,33		03.05.24 17:06:20	1.341.958 49.038.561,60
LINDE PLC IE000S9YS762	420,47	0,20% 0,85		03.05.24 17:06:02	855.391 359.216.575,36
LOCKHEED MARTIN CORP US5398301094	458,15	-1,09% -5,05		03.05.24 17:06:06	183.872 84.526.340,67
LOWES COMPANIES INC. US5486611073	233,315	1,63% 3,74		03.05.24 17:06:13	581.477 137.005.554,67
MASTERCARD INC. CLASS A US57636Q1040	440,50	-0,14% -0,60		03.05.24 17:06:13	1.129.926 497.225.541,82
MCDONALD'S CORPORATION CO... US5801351017	269,325	-1,45% -3,96		03.05.24 17:06:19	745.283 201.858.255,58
MEDTRONIC PLC IE00BTN1Y115	81,245	0,40% 0,33		03.05.24 17:06:18	1.057.312 86.110.700,51
MERCK & CO. INC. US58933Y1055	127,32	-0,73% -0,94		03.05.24 17:06:19	1.112.448 142.028.203,15
META PLATFORMS INC. CLASS... US30303M1027	452,17	2,38% 10,49		03.05.24 17:06:20	7.110.179 3.193.596.327,78
METLIFE INC. US59156R1086	69,51	-1,04% -0,73		03.05.24 17:06:19	630.243 43.977.386,13
MICROSOFT CORP. US5949181045	405,4999	1,93% 7,66		03.05.24 17:06:18	6.241.554 2.525.663.266,08
MONDELEZ INTERNATIONAL IN... US6092071058	69,67	-1,18% -0,83		03.05.24 17:06:20	2.017.113 140.768.474,75
MORGAN STANLEY US6174464486	93,8538	1,30% 1,20		03.05.24 17:06:15	1.467.287 137.558.366,14
NETFLIX INC US64110L1061	576,03	1,93% 10,88		03.05.24 17:06:21	1.168.146 669.223.911,42
NEXTERA ENERGY INC. US65339F1012	69,50	0,94% 0,65		03.05.24 17:06:18	3.075.475 214.216.281,04
NIKE INC. 'B' US6541061031	92,06	-0,38% -0,35		03.05.24 17:06:08	1.665.549 154.525.424,85
NVIDIA CORP. US67066G1040	879,07	2,44% 20,90		03.05.24 17:06:21	17.174.666 15.103.231.335,52
ORACLE CORP US68389X1054	115,68	0,63% 0,72		03.05.24 17:06:11	1.112.381 128.734.517,16
PAYPAL HOLDINGS INC. US70450Y1038	65,1499	-2,73% -1,83		03.05.24 17:06:21	5.745.557 378.499.733,64
PEPSICO INC. US7134481081	175,42	-0,02% -0,03		03.05.24 17:06:13	820.468 144.038.240,16
PFIZER INC US7170811035	27,615	-0,31% -0,09		03.05.24 17:06:19	9.652.108 267.379.369,88
PHILIP MORRIS INTERNATION... US7181721090	96,91	-0,41% -0,40		03.05.24 17:06:21	798.115 77.402.127,38
PROCTER & GAMBLE CO US7427181091	162,645	-0,73% -1,20		03.05.24 17:06:19	1.521.645 247.857.832,20

QUALCOMM INC. US7475251036	178,44	-0,92% -1,66		03.05.24 17:06:19	3.665.676 660.910.553,79
RTX CORPORATION US75513E1010	101,16	-0,72% -0,73		03.05.24 17:06:17	899.877 91.249.529,35
SALESFORCE INC. US79466L3024	275,50	1,24% 3,37	█	03.05.24 17:06:16	1.020.583 281.797.563,33
SIMON PROPERTY GROUP INC. US8288061091	142,32	0,68% 0,96	█	03.05.24 17:06:09	231.648 33.088.926,13
SOUTHERN CO. US8425871071	75,00	-0,44% -0,33		03.05.24 17:06:19	949.524 71.533.193,00
STARBUCKS CORP US8552441094	73,815	-1,49% -1,12		03.05.24 17:06:20	5.824.861 433.781.294,30
T-MOBILE US INC. US8725901040	164,27	-0,39% -0,64		03.05.24 17:06:16	1.014.708 166.609.894,45
TARGET CORP US87612E1064	158,05	-0,04% -0,07		03.05.24 17:06:17	535.835 85.356.586,84
TESLA INC. US88160R1014	179,77	-0,13% -0,24		03.05.24 17:06:21	32.778.974 5.967.322.248,64
TEXAS INSTRUMENTS INC US8825081040	178,13	1,33% 2,33	█	03.05.24 17:06:06	1.140.685 203.585.363,15
THERMO FISHER SCIENTIFIC ... US8835561023	575,00	0,66% 3,75	█	03.05.24 17:05:34	320.189 184.636.802,38
U.S. BANCORP US9029733048	41,44	1,15% 0,47	█	03.05.24 17:06:20	1.600.565 66.433.349,03
UNION PACIFIC CORP US9078181081	240,29	1,09% 2,60	█	03.05.24 17:06:01	430.811 104.005.709,25
UNITED PARCEL SERVICE INC... US9113121068	146,92	-0,20% -0,30		03.05.24 17:06:17	390.009 57.542.072,86
UNITEDHEALTH GROUP INC. US91324P1021	488,43	-0,92% -4,54		03.05.24 17:05:52	779.404 380.811.851,73
VERIZON COMMUNICATIONS IN... US92343V1044	38,83	-0,26% -0,10		03.05.24 17:06:19	3.625.597 140.978.572,17
VISA INC. US92826C8394	267,58	-0,01% -0,03		03.05.24 17:06:16	1.191.634 319.212.258,93
WALMART INC. US9311421039	59,325	-0,64% -0,39		03.05.24 17:06:18	2.724.008 161.625.534,63
WALT DISNEY COMPANY (THE) US2546871060	113,045	0,38% 0,43	█	03.05.24 17:06:21	1.827.289 207.225.867,50
WELLS FARGO & COMPANY US9497461015	59,71	-0,20% -0,12		03.05.24 17:06:19	4.606.844 274.472.308,29