

## S&amp;P 100 INDEX

ISIN: US78380F1021

WKN: -

## Přehled

02.05.2024 23:40:58

Cena

2.403,32 USD

Změna ▲ 1,02% (24,35)

## Základní údaje

ISIN	US78380F1021
Symbol	OEX
Stát	USA
Nástroje v indexu	100
Typ indexu	-
Typ cenného papíru	Index

## Tržní data

Otevírací cena	2.395,45 USD
Max	2.407,33 USD
Min	2.377,78 USD
Závěrečná cena (předchozí den)	2.378,97 USD
Obchodovaný objem (mil.)	1.213.875.523
Objem (kusy)	2.915.135.121.348

## Top 5

Název <span>⬇</span>	Cena	+ - (%) <span>⬇</span>	Trend <span>⬇</span>
QUALCOMM I...	180,23	+9,88	<span style="color: green;">▲</span>
BOEING CO...	178,85	+4,29	<span style="color: green;">▲</span>
NVIDIA COR...	858,11	+3,38	<span style="color: green;">▲</span>
AMAZON.COM...	184,72	+3,28	<span style="color: green;">▲</span>
AMERICAN I...	78,10	+3,02	<span style="color: green;">▲</span>

Denní 1t 1m 6m 1r 3r

## Flop 5

Název <span>⬇</span>	Cena	+ - (%) <span>⬇</span>	Trend <span>⬇</span>
LINDE PLC	419,62	-5,20	<span style="color: red;">▼</span>
ELI LILLY ...	755,91	-2,68	<span style="color: red;">▼</span>
METLIFE IN...	70,24	-2,28	<span style="color: red;">▼</span>
CVS HEALTH...	55,15	-2,06	<span style="color: red;">▼</span>
CONOCOPHIL...	122,25	-1,68	<span style="color: red;">▼</span>

51



Minulá výkonnost nezaručuje výkonnost budoucí.

Zdroj: FactSet

## Aktuální analýzy a prognózy

## Z trhů

Datum	Nadpis	Stáhnout
02.05.2024	<span>🇬🇧</span> FX markets reflect uncertain interest rate outlook	<span>⬇</span>
02.05.2024	<span>🇬🇧</span> Fed continues to wait for price pressure to ease	<span>⬇</span>
26.04.2024	<span>🇬🇧</span> Week Ahead	<span>⬇</span>
26.04.2024	<span>🇬🇧</span> Global Equity Ratings	<span>⬇</span>
19.04.2024	<span>🇬🇧</span> Week Ahead	<span>⬇</span>

Denní 1t 1m 6m 1r 3r

**Futures a opce**

Související Futures -

Související Opce -

## Detaily

02.05.2024 23:40:58

Cena

**2.403,32** USD

Změna



1,02% (24,35)

### Základní údaje

ISIN US78380F1021

Symbol OEX

Stát USA

Typ cenného papíru Index

Nástroje v indexu 100

### Tržní data

Otevírací cena 2.395,45 USD

Max 2.407,33 USD

Min 2.377,78 USD

Závěrečná cena (předchozí den) 2.378,97 USD

Obchodovaný objem (mil.) 1.213.875.523

Objem (kusy) 2.915.135.121.348

### Výkonnost a riziko

	6m	1r	3r
Výkonn. (%)	+17,86%	+27,00%	+26,44%
Výkonn. (abs.)	+364,26	+510,99	+502,49
Beta	-	-	-
Volatilita	12,04	12,56	18,13



Minulá výkonnost nezaručuje výkonnost budoucí.

Zdroj: FactSet

### Ceny

Ø cena 5 dní   Ø objem 5 dní (ks.)	2.402,09 USD (1.300.882.680)
Ø cena 30 dní   Ø objem 30 dní (ks.)	2.427,46 USD (1.119.201.040)
Ø cena 100 dní   Ø objem 100 dní (ks.)	2.361,62 USD (1.149.426.493)
Ø cena 250 dní   Ø objem 250 dní (ks.)	2.183,28 USD (1.160.476.748)
YTD Max   datum	2.492,14 USD (21.03.2024)
YTD Min   datum	2.196,91 USD (05.01.2024)
52týdenní max.   datum	2.492,14 USD (21.03.2024)
52týdenní min.   datum	1.858,95 USD (04.05.2023)

51





















## Složení

Název  ISIN	Cena	Změna %  Změna +/-	Výkonnost 	Datum Čas	Obrat v kusech  Peněžní obrat 
3M COMPANY US88579Y1010	96,81	-1,66% -1,63		02.05.24 22:01:19	6.317.061 613.785.851,46
ABBOTT LABORATORIES US0028241000	105,92	-0,35% -0,37		02.05.24 22:00:02	3.708.515 392.133.662,10
ABBVIE INC. US00287Y1091	160,81	-0,56% -0,91		02.05.24 22:00:02	5.904.251 944.515.447,01
ACCENTURE PLC IE00B4BNMY34	300,34	0,56% 1,68		02.05.24 22:00:01	2.684.185 805.847.933,75
ADOBE INC. US00724F1012	476,57	1,53% 7,18		02.05.24 22:00:00	2.516.422 1.193.331.518,99
ADVANCED MICRO DEVICES IN... US0079031078	146,16	1,36% 1,96		02.05.24 22:00:01	50.034.730 7.238.168.227,08
ALPHABET INC. CLASS C US02079K1079	168,46	1,75% 2,91		02.05.24 22:00:00	17.041.119 2.854.553.480,42
ALTRIA GROUP INC. US02209S1033	43,98	0,37% 0,16		02.05.24 22:00:01	9.054.913 398.459.829,91
AMAZON.COM INC. US0231351067	184,72	3,28% 5,86		02.05.24 22:00:00	54.303.510 9.948.061.641,94
AMERICAN EXPRESS CO US0258161092	232,50	0,45% 1,04		02.05.24 22:02:44	2.734.874 635.684.529,52
AMERICAN INTERNATIONAL GR... US0268747849	78,10	3,02% 2,29		02.05.24 22:00:02	6.490.296 505.621.536,33
AMERICAN TOWER CORP US03027X1000	179,64	1,58% 2,80		02.05.24 22:00:02	3.278.182 585.063.476,48
AMGEN INC. US0311621009	278,39	0,36% 0,99		02.05.24 22:00:00	3.177.473 897.537.189,33
APPLE INC US0378331005	173,18	2,29% 3,88		02.05.24 22:00:01	94.214.915 16.442.760.239,11
AT&T INC. US00206R1023	16,82	-0,59% -0,10		02.05.24 22:01:06	32.204.956 541.877.285,28
BANK OF AMERICA CORP. US0605051046	36,88	-0,16% -0,06		02.05.24 22:00:02	34.860.256 1.286.176.042,53
BANK OF NEW YORK MELLON C... US0640581007	56,60	0,25% 0,14		02.05.24 22:00:02	3.187.564 180.331.414,32
BERKSHIRE HATHAWAY INC. C... US0846707026	400,60	0,51% 2,02		02.05.24 22:01:28	2.679.740 1.072.028.743,95
BLACKROCK INC. US09247X1019	757,00	0,72% 5,42		02.05.24 22:00:02	632.595 478.387.709,32
BOEING CO., THE US0970231058	178,85	4,29% 7,35		02.05.24 22:00:02	10.223.730 1.808.068.259,38
BOOKING HOLDINGS INC. US09857L1089	3.472,91	1,68% 57,27		02.05.24 22:00:00	454.174 1.572.605.276,92
BRISTOL-MYERS SQUIBB CO. US1101221083	43,70	-1,15% -0,51		02.05.24 22:00:02	15.962.587 698.880.197,35
BROADCOM INC. US11135F1012	1.238,30	-0,37% -4,56		02.05.24 22:00:00	2.947.968 3.648.922.608,65
CAPITAL ONE FINANCIAL COR... US14040H1059	141,81	0,12% 0,17		02.05.24 22:00:02	2.105.951 299.045.343,71
CATERPILLAR INC US1491231015	335,44	1,32% 4,37		02.05.24 22:00:02	2.492.004 832.468.955,75

CHARLES SCHWAB CORP. US8085131055	75,33	1,02% 0,76		02.05.24 22:00:01	5.591.287 419.609.373,73
CHARTER COMMUN INC US16119P1084	262,00	0,89% 2,30		02.05.24 22:00:00	770.864 201.743.856,85
CHEVRON CORPORATION US1667641005	160,73	0,69% 1,10		02.05.24 22:01:13	8.597.124 1.383.834.788,12
CISCO SYSTEMS INC US17275R1023	46,79	-0,11% -0,05		02.05.24 22:00:00	15.441.652 722.461.695,96
CITIGROUP INC US1729674242	61,54	0,31% 0,19		02.05.24 22:00:02	11.292.522 694.345.061,67
COCA-COLA CO US1912161007	61,99	0,10% 0,06		02.05.24 22:00:02	10.991.304 682.742.988,95
COLGATE-PALMOLIVE CO US1941621039	92,91	1,10% 1,01		02.05.24 22:00:02	9.506.061 881.809.641,81
COMCAST CORP. CLASS A US20030N1019	38,36	0,42% 0,16		02.05.24 22:00:00	16.967.731 650.167.321,11
CONOCOPHILLIPS US20825C1045	122,25	-1,68% -2,09		02.05.24 22:00:02	7.685.897 942.604.224,79
COSTCO WHOLESALE CORP US22160K1051	732,65	1,44% 10,43		02.05.24 22:00:00	1.826.910 1.334.426.761,52
CVS HEALTH CORPORATION US1266501006	55,15	-2,06% -1,16		02.05.24 22:00:02	37.885.245 2.071.078.264,57
DANAHER CORP. US2358511028	246,84	-0,02% -0,05		02.05.24 22:00:02	2.780.607 683.606.197,46
DEERE & CO US2441991054	395,96	2,18% 8,44		02.05.24 22:00:02	1.790.112 704.672.718,23
DOW INC. US2605571031	56,83	-0,70% -0,40		02.05.24 22:00:02	4.453.050 253.021.379,88
DUKE ENERGY CORP US26441C2044	99,31	-0,46% -0,46		02.05.24 22:00:02	2.808.054 278.762.775,72
ELI LILLY AND COMPANY US5324571083	755,91	-2,68% -20,84		02.05.24 22:00:02	3.205.628 2.440.112.718,76
EMERSON ELECTRIC CO. US2910111044	106,41	-0,04% -0,04		02.05.24 22:00:02	3.587.746 381.430.179,68
EXXON MOBIL CORPORATION US30231G1022	116,24	0,18% 0,21		02.05.24 22:01:02	25.513.648 2.969.850.728,29
FEDEX CORP US31428X1063	262,03	0,50% 1,30		02.05.24 22:00:02	1.311.629 343.160.958,98
FORD MOTOR COMPANY US3453708600	12,49	2,42% 0,30		02.05.24 22:01:15	46.868.636 583.050.827,57
GE AEROSPACE US3696043013	162,64	1,84% 2,94		02.05.24 22:00:02	5.030.408 813.756.096,88
GENERAL DYNAMICS CORPORAT... US3695501086	287,36	0,29% 0,83		02.05.24 22:00:02	1.134.891 324.545.052,77
GENERAL MOTORS CORP US37045V1008	44,67	0,45% 0,20		02.05.24 22:00:02	13.214.851 591.008.573,09
GILEAD SCIENCES INC. US3755581036	65,33	-0,27% -0,18		02.05.24 22:00:00	5.571.500 363.628.096,49
GOLDMAN SACHS GROUP INC US38141G1040	432,57	1,32% 5,62		02.05.24 22:00:02	2.087.512 900.584.689,51
HOME DEPOT INC., THE US4370761029	335,53	1,07% 3,56		02.05.24 22:00:02	3.213.554 1.074.757.082,09
HONEYWELL INTERNATIONAL I... US4385161066	193,64	-0,85% -1,66		02.05.24 22:00:00	3.418.699 662.216.092,12
INTEL CORP.	30,515	0,53%		02.05.24	50.899.442

## S&amp;P 100 INDEX

US4581401001		0,16		22:00:01	1.548.401.936,68
INTERNATIONAL BUS MACHINE... US4592001014	164,69	0,23% 0,38		02.05.24 22:00:02	3.829.853 628.069.942,84
INTUIT INC. US4612021034	614,04	-0,19% -1,16		02.05.24 22:00:00	1.103.544 677.793.253,33
JOHNSON & JOHNSON US4781601046	139,66	0,03% 0,04		03.05.24 11:40:30	266 37.304,08
JPMORGAN CHASE & CO US46625H1005	191,66	-0,10% -0,20		02.05.24 22:00:02	6.501.657 1.243.404.543,81
KRAFT HEINZ CO. US5007541064	36,69	1,13% 0,41		02.05.24 22:00:00	11.373.582 417.651.208,71
LINDE PLC IE000S9YS762	419,62	-5,20% -23,00		02.05.24 22:00:00	5.267.333 2.204.871.116,11
LOCKHEED MARTIN CORP US5398301094	463,20	0,32% 1,47		02.05.24 22:00:01	1.011.394 466.917.392,85
LOWES COMPANIES INC. US5486611073	229,58	0,91% 2,06		02.05.24 22:00:02	1.672.867 382.190.778,44
MASTERCARD INC. CLASS A US57636Q1040	441,10	-0,22% -0,97		02.05.24 22:00:02	3.866.467 1.704.384.441,35
MCDONALD'S CORPORATION CO... US5801351017	273,28	-0,39% -1,06		02.05.24 22:00:02	3.083.956 845.664.653,49
MEDTRONIC PLC IE00BTN1Y115	80,92	0,04% 0,03		02.05.24 22:00:02	6.338.796 512.383.764,25
MERCK & CO. INC. US58933Y1055	128,26	-0,43% -0,56		02.05.24 22:00:09	7.422.542 954.545.653,44
META PLATFORMS INC. CLASS... US30303M1027	441,84	0,62% 2,74		02.05.24 22:00:00	15.221.322 6.684.742.835,50
METLIFE INC. US59156R1086	70,24	-2,28% -1,64		02.05.24 22:00:02	6.294.077 437.751.339,54
MICROSOFT CORP. US5949181045	397,84	0,69% 2,72		02.05.24 22:00:00	17.709.364 7.036.106.662,36
MONDELEZ INTERNATIONAL IN... US6092071058	70,50	-0,26% -0,19		02.05.24 22:00:00	7.423.315 524.929.466,21
MORGAN STANLEY US6174464486	92,65	1,21% 1,11		02.05.24 22:00:02	4.449.194 411.096.864,72
NETFLIX INC US64110L1061	565,15	2,43% 13,39		02.05.24 22:00:00	3.068.228 1.726.791.302,36
NEXTERA ENERGY INC. US65339F1012	68,85	0,34% 0,23		02.05.24 22:00:02	10.815.915 739.792.960,04
NIKE INC. 'B' US6541061031	92,41	2,29% 2,07		02.05.24 22:00:02	7.333.343 674.500.333,96
NVIDIA CORP. US67066G1040	858,11	3,38% 28,08		02.05.24 22:00:00	37.789.754 32.117.972.001,02
ORACLE CORP US68389X1054	114,96	0,29% 0,33		02.05.24 22:00:02	5.001.045 575.397.756,89
PAYPAL HOLDINGS INC. US70450Y1038	66,98	1,24% 0,82		02.05.24 22:00:00	14.480.564 964.946.728,58
PEPSICO INC. US7134481081	175,45	0,17% 0,30		02.05.24 22:00:00	3.964.773 696.388.098,94
PFIZER INC US7170811035	27,70	1,91% 0,52		02.05.24 22:01:48	69.649.012 1.926.482.544,61
PHILIP MORRIS INTERNATION... US7181721090	97,31	1,31% 1,26		02.05.24 22:00:02	5.607.868 545.845.176,35
PROCTER & GAMBLE CO US7427181091	163,84	0,27% 0,44		02.05.24 22:00:02	5.647.490 925.502.764,83

QUALCOMM INC. US7475251036	180,23	9,88% 16,20		02.05.24 22:00:00	25.894.845 4.639.356.501,37
RTX CORPORATION US75513E1010	101,89	0,66% 0,67		02.05.24 22:00:01	6.084.415 618.641.535,32
SALESFORCE INC. US79466L3024	272,13	1,28% 3,44		02.05.24 22:00:02	3.859.883 1.047.329.523,17
SIMON PROPERTY GROUP INC. US8288061091	141,36	0,84% 1,18		02.05.24 22:00:01	1.829.441 257.845.434,09
SOUTHERN CO. US8425871071	75,33	1,09% 0,81		02.05.24 22:02:04	5.468.360 411.817.367,29
STARBUCKS CORP US8552441094	74,93	0,66% 0,49		02.05.24 22:00:00	23.883.371 1.777.833.860,36
T-MOBILE US INC. US8725901040	164,91	-0,34% -0,56		02.05.24 22:00:00	3.449.779 569.250.565,74
TARGET CORP US87612E1064	158,12	1,08% 1,69		02.05.24 22:00:01	3.880.034 611.422.289,38
TESLA INC. US88160R1014	180,10	0,06% 0,11		02.05.24 22:00:00	89.148.041 16.024.868.647,40
TEXAS INSTRUMENTS INC US8825081040	175,80	0,37% 0,64		02.05.24 22:00:00	4.838.314 850.194.991,91
THERMO FISHER SCIENTIFIC ... US8835561023	571,25	-0,65% -3,74		02.05.24 22:00:02	1.357.370 775.405.844,74
U.S. BANCORP US9029733048	40,97	-0,15% -0,06		02.05.24 22:00:02	6.760.682 276.529.492,98
UNION PACIFIC CORP US9078181081	237,69	1,18% 2,78		02.05.24 22:00:01	2.440.891 578.339.235,85
UNITED PARCEL SERVICE INC... US9113121068	147,22	0,89% 1,30		02.05.24 22:00:01	2.039.028 300.206.972,52
UNITEDHEALTH GROUP INC. US91324P1021	492,97	1,83% 8,86		02.05.24 22:00:01	3.561.404 1.749.540.267,39
VERIZON COMMUNICATIONS IN... US92343V1044	38,93	-0,69% -0,27		02.05.24 22:00:01	17.394.935 677.501.500,00
VISA INC. US92826C8394	267,61	0,12% 0,32		02.05.24 22:00:02	5.061.698 1.355.352.883,96
WALMART INC. US9311421039	59,71	1,51% 0,89		02.05.24 22:00:01	17.574.115 1.045.292.937,64
WALT DISNEY COMPANY (THE) US2546871060	112,62	1,94% 2,14		02.05.24 22:01:09	6.799.805 761.484.523,60
WELLS FARGO & COMPANY US9497461015	59,83	0,52% 0,31		02.05.24 22:00:18	15.329.457 915.090.524,14