

## S&amp;P 100 INDEX

ISIN: US78380F1021

WKN: -

## Overview

2024/04/26 23:18:18

Price

**2,418.31** USDDifference  1.42% (33.93)

## General attributes

ISIN US78380F1021

Symbol OEX

Country USA

Instruments in index 100

Type of index -

Security type Index

## Market data

Open 2,411.06 USD

High 2,425.32 USD







Low 2,403.32 USD

Close (prev. day) 2,384.38 USD

Trading volume (m) 1,294,918,666

Volume (pcs) 3,131,495,259,761

## Top 5

Name 	Price	+ - (%)	Trend 
ALPHABET I...	173.69	+9.97	
NVIDIA COR...	877.35	+6.18	
BROADCOM I...	1,344.07	+3.84	
AMAZON.COM...	179.62	+3.43	
PAYPAL HOL...	65.96	+2.90	

Intraday 1W 1M 6m 1Y 3Y

## Flop 5

Name 	Price	+ - (%) 	Trend 
INTEL CORP...	31.88	-9.20	
ABBVIE INC...	159.62	-4.58	
EXXON MOBI...	117.96	-2.78	
METLIFE IN...	70.42	-2.06	
FORD MOTOR...	12.79	-1.92	

Intraday 1W 1M 6m 1Y 3Y

5Y



Information about previous performance does not guarantee future performance.

Source: FactSet

## Recent research

on market			
Date		Headline	Download
2024/04/26		Week Ahead	
2024/04/26		Global Equity Ratings	
2024/04/19		Week Ahead	
2024/04/12		Week Ahead	
2024/04/05		Week Ahead	

**Futures and Options**

**Related Futures** -

**Related Options** -

## Details

2024/04/26 23:18:18

Price

**2,418.31** USDDifference  1.42% (33.93)

## General attributes

ISIN US78380F1021

Symbol OEX

Country USA

Security type Index

Instruments in index 100

## Market data

Open 2,411.06 USD

High 2,425.32 USD

Low 2,403.32 USD

Close (prev. day) 2,384.38 USD

Trading volume (m) 1,294,918,666

Volume (pcs) 3,131,495,259,761

## Performance and Risk

	6m	1Y	3Y
Perf (%)	+20.64%	+28.22%	+25.61%
Perf (abs.)	+407.95	+524.85	+486.15
Beta	-	-	-
Volatility	12.06	12.60	18.09



Information about previous performance does not guarantee future performance.  
Source: FactSet

## Price data

Ø price 5 days   Ø volume 5 days (pcs.)	2,381.19 USD (1,280,309,697)
Ø price 30 days   Ø volume 30 days (pcs.)	2,436.31 USD (1,142,611,246)
Ø price 100 days   Ø volume 100 days (pcs.)	2,350.34 USD (1,154,737,617)
Ø price 250 days   Ø volume 250 days (pcs.)	2,173.12 USD (1,157,230,002)
YTD High   date	2,492.14 USD (2024/03/21)
YTD Low   date	2,196.91 USD (2024/01/05)
52 Weeks High   date	2,492.14 USD (2024/03/21)
52 Weeks Low   date	1,855.77 USD (2023/04/26)

## Composition

Name  ISIN	Price	Diff %  Diff +/-	Performance 	Date Time	Turnover Pc.  Turnover Money 
3M COMPANY US88579Y1010	91.83	0.46% 0.42		24/04/26 22:00:02	4,519,454 415,040,101.32
ABBOTT LABORATORIES US0028241000	107.53	0.63% 0.67		24/04/26 22:00:02	3,575,231 384,218,506.25
ABBVIE INC. US00287Y1091	159.62	-4.58% -7.67		24/04/26 22:00:02	10,660,202 1,709,758,850.24
ACCENTURE PLC IE00B4BNMY34	308.01	-0.32% -0.99		24/04/26 22:00:01	3,371,566 1,039,179,891.75
ADOBE INC. US00724F1012	477.56	0.87% 4.12		24/04/26 22:00:00	2,459,949 1,177,813,116.75
ADVANCED MICRO DEVICES IN... US0079031078	157.40	2.37% 3.64		24/04/26 22:00:00	42,416,059 6,663,566,517.20
ALPHABET INC. CLASS C US02079K1079	173.69	9.97% 15.74		24/04/26 22:00:00	55,913,038 9,714,204,798.20
ALTRIA GROUP INC. US02209S1033	43.38	-0.37% -0.16		24/04/26 22:00:02	13,793,306 600,797,506.07
AMAZON.COM INC. US0231351067	179.62	3.43% 5.95		24/04/26 22:00:00	43,538,946 7,791,927,259.12
AMERICAN EXPRESS CO US0258161092	235.64	-0.62% -1.46		24/04/26 22:02:00	2,993,008 705,978,085.87
AMERICAN INTERNATIONAL GR... US0268747849	74.53	-0.13% -0.10		24/04/26 22:00:01	4,795,558 357,665,102.48
AMERICAN TOWER CORP US03027X1000	171.69	-0.70% -1.21		24/04/26 22:00:02	1,685,451 290,729,047.63
AMGEN INC. US0311621009	269.98	0.22% 0.60		24/04/26 22:00:00	2,436,929 658,446,667.22
APPLE INC US0378331005	169.30	-0.35% -0.59		24/04/26 22:00:00	44,710,177 7,600,471,083.91
AT&T INC. US00206R1023	16.75	1.03% 0.17		24/04/26 22:02:24	36,149,660 605,686,275.73
BANK OF AMERICA CORP. US0605051046	37.83	-0.21% -0.08		24/04/26 22:00:02	28,635,109 1,087,090,477.40
BANK OF NEW YORK MELLON C... US0640581007	57.32	0.24% 0.14		24/04/26 22:00:01	2,058,025 118,183,355.55
BERKSHIRE HATHAWAY INC. C... US0846707026	402.10	-0.69% -2.81		24/04/26 22:01:21	3,021,847 1,216,701,368.11
BLACKROCK INC. US09247X1019	762.88	0.69% 5.23		24/04/26 22:00:02	447,905 342,102,650.81
BOEING CO., THE US0970231058	167.22	0.25% 0.41		24/04/26 22:00:02	7,197,060 1,201,747,264.80
BOOKING HOLDINGS INC. US09857L1089	3,521.08	0.53% 18.60		24/04/26 22:00:00	138,817 489,124,144.26
BRISTOL-MYERS SQUIBB CO. US1101221083	44.85	0.34% 0.15		24/04/26 22:00:02	21,276,633 957,415,958.35
BROADCOM INC. US11135F1012	1,344.07	3.84% 49.65		24/04/26 22:00:00	2,409,107 3,229,304,414.43

## S&amp;P 100 INDEX

CAPITAL ONE FINANCIAL COR... US14040H1059	146.21	0.16% 0.24		24/04/26 22:00:02	4,328,458 635,441,497.26
CATERPILLAR INC US1491231015	343.38	1.59% 5.38	█	24/04/26 22:00:02	3,297,162 1,132,278,341.15
CHARLES SCHWAB CORP. US8085131055	74.99	0.13% 0.10		24/04/26 22:00:01	5,560,432 416,789,742.15
CHARTER COMMUN INC US16119P1084	254.61	-1.73% -4.49		24/04/26 22:00:00	2,599,652 657,963,918.19
CHEVRON CORPORATION US1667641005	165.89	0.37% 0.61		24/04/26 22:02:31	9,733,294 1,606,088,446.54
CISCO SYSTEMS INC US17275R1023	47.86	-0.50% -0.24		24/04/26 22:00:00	14,656,476 702,283,459.21
CITIGROUP INC US1729674242	62.66	1.41% 0.87	█	24/04/26 22:00:01	15,511,755 969,579,516.78