

## S&amp;P 100 INDEX

ISIN: US78380F1021

WKN: -

## Overview

2024/04/26 23:18:18

Price

**2,418.31** USDDifference  1.42% (33.93)

## General attributes

ISIN US78380F1021

Symbol OEX

Country USA

Instruments in index 100

Type of index -

Security type Index

## Market data

Open 2,411.06 USD

High 2,425.32 USD








Low 2,403.32 USD

Close (prev. day) 2,384.38 USD

Trading volume (m) 1,294,918,666

Volume (pcs) 3,131,495,259,761

## Top 5

Name 	Price	+ - (%)	Trend 
ALPHABET I...	173.69	+9.97	
NVIDIA COR...	877.35	+6.18	
BROADCOM I...	1,344.07	+3.84	
AMAZON.COM...	179.62	+3.43	
PAYPAL HOL...	65.96	+2.90	

Intraday 1W 1M 6m 1Y 3Y

## Flop 5

Name 	Price	+ - (%) 	Trend 
INTEL CORP...	31.88	-9.20	
ABBVIE INC...	159.62	-4.58	
EXXON MOBI...	117.96	-2.78	
METLIFE IN...	70.42	-2.06	
FORD MOTOR...	12.79	-1.92	

Intraday 1W 1M 6m 1Y 3Y

5Y



Information about previous performance does not guarantee future performance.

Source: FactSet

## Recent research

on market			
Date		Headline	Download
2024/04/26		Week Ahead	
2024/04/26		Global Equity Ratings	
2024/04/19		Week Ahead	
2024/04/12		Week Ahead	
2024/04/05		Week Ahead	

**Futures and Options**

**Related Futures** -

**Related Options** -

## Details

2024/04/26 23:18:18

Price

**2,418.31** USD

Difference



1.42% (33.93)

## General attributes

ISIN US78380F1021

Symbol OEX

Country USA

Security type Index

Instruments in index 100

## Market data

Open 2,411.06 USD

High 2,425.32 USD

Low 2,403.32 USD

Close (prev. day) 2,384.38 USD

Trading volume (m) 1,294,918,666

Volume (pcs) 3,131,495,259,761

## Performance and Risk

	6m	1Y	3Y
Perf (%)	+20.64%	+28.22%	+25.61%
Perf (abs.)	+407.95	+524.85	+486.15
Beta	-	-	-
Volatility	12.06	12.60	18.09



Information about previous performance does not guarantee future performance.

Source: FactSet

## Price data

Ø price 5 days   Ø volume 5 days (pcs.)	2,381.19 USD (1,280,309,697)
Ø price 30 days   Ø volume 30 days (pcs.)	2,436.31 USD (1,142,611,246)
Ø price 100 days   Ø volume 100 days (pcs.)	2,350.34 USD (1,154,737,617)
Ø price 250 days   Ø volume 250 days (pcs.)	2,173.12 USD (1,157,230,002)
YTD High   date	2,492.14 USD (2024/03/21)
YTD Low   date	2,196.91 USD (2024/01/05)
52 Weeks High   date	2,492.14 USD (2024/03/21)
52 Weeks Low   date	1,855.77 USD (2023/04/26)

## Composition




Name  ISIN	Price	Diff %  Diff +/-	Performance 	Date Time	Turnover Pc.  Turnover Money 
3M COMPANY US88579Y1010	91.83	0.46% 0.42		24/04/26 22:00:02	4,519,656 415,058,633.89
ABBOTT LABORATORIES US0028241000	107.53	0.63% 0.67		24/04/26 22:00:02	3,575,247 384,220,226.05
ABBVIE INC. US00287Y1091	159.62	-4.58% -7.67		24/04/26 22:00:02	10,708,989 1,717,548,093.07
ACCENTURE PLC IE00B4BNMY34	308.01	-0.32% -0.99		24/04/26 22:00:01	3,371,667 1,039,210,985.02
ADOBE INC. US00724F1012	477.56	0.87% 4.12		24/04/26 22:00:00	2,460,101 1,177,885,708.41
ADVANCED MICRO DEVICES IN... US0079031078	157.40	2.37% 3.64		24/04/26 22:00:00	42,441,644 6,667,591,127.92
ALPHABET INC. CLASS C US02079K1079	173.69	9.97% 15.74		24/04/26 22:00:00	56,479,295 9,812,553,858.41
ALTRIA GROUP INC. US02209S1033	43.38	-0.37% -0.16		24/04/26 22:00:02	13,793,742 600,816,392.56
AMAZON.COM INC. US0231351067	179.62	3.43% 5.95		24/04/26 22:00:00	43,859,805 7,849,560,983.79
AMERICAN EXPRESS CO US0258161092	235.64	-0.62% -1.46		24/04/26 22:02:00	2,993,166 706,015,313.78
AMERICAN INTERNATIONAL GR... US0268747849	74.53	-0.13% -0.10		24/04/26 22:00:01	5,027,158 374,926,250.48
AMERICAN TOWER CORP US03027X1000	171.69	-0.70% -1.21		24/04/26 22:00:02	1,701,375 293,463,071.25
AMGEN INC. US0311621009	269.98	0.22% 0.60		24/04/26 22:00:00	2,436,947 658,451,511.02
APPLE INC US0378331005	169.30	-0.35% -0.59		24/04/26 22:00:00	44,731,097 7,604,015,501.50
AT&T INC. US00206R1023	16.75	1.03% 0.17		24/04/26 22:02:24	37,841,382 634,022,607.79
BANK OF AMERICA CORP. US0605051046	37.83	-0.21% -0.08		24/04/26 22:00:02	28,659,982 1,088,031,362.94
BANK OF NEW YORK MELLON C... US0640581007	57.32	0.24% 0.14		24/04/26 22:00:01	2,058,025 118,183,355.55
BERKSHIRE HATHAWAY INC. C... US0846707026	402.10	-0.69% -2.81		24/04/26 22:01:21	3,023,213 1,217,250,641.40
BLACKROCK INC. US09247X1019	762.88	0.69% 5.23		24/04/26 22:00:02	447,925 342,118,007.61
BOEING CO., THE US0970231058	167.22	0.25% 0.41		24/04/26 22:00:02	7,198,686 1,202,019,095.98
BOOKING HOLDINGS INC. US09857L1089	3,521.08	0.53% 18.60		24/04/26 22:00:00	146,024 514,500,567.26
BRISTOL-MYERS SQUIBB CO. US1101221083	44.85	0.34% 0.15		24/04/26 22:00:02	21,279,589 957,548,583.94
BROADCOM INC. US11135F1012	1,344.07	3.84% 49.65		24/04/26 22:00:00	2,409,322 3,229,593,226.06
CAPITAL ONE FINANCIAL COR... US14040H1059	146.21	0.16% 0.24		24/04/26 22:00:02	4,328,658 635,470,612.63
CATERPILLAR INC US1491231015	343.38	1.59% 5.38		24/04/26 22:00:02	3,324,221 1,141,569,902.82

CHARLES SCHWAB CORP. US8085131055	74.99	0.13% 0.10		24/04/26 22:00:01	5,560,444 416,790,642.02
CHARTER COMMUN INC US16119P1084	254.61	-1.73% -4.49		24/04/26 22:00:00	2,599,669 657,968,236.19
CHEVRON CORPORATION US1667641005	165.89	0.37% 0.61		24/04/26 22:02:31	9,733,409 1,606,107,523.96
CISCO SYSTEMS INC US17275R1023	47.86	-0.50% -0.24		24/04/26 22:00:00	14,657,974 702,355,160.43
CITIGROUP INC US1729674242	62.66	1.41% 0.87		24/04/26 22:00:01	16,361,199 1,022,805,270.02
COCA-COLA CO US1912161007	61.74	0.00% 0.00		24/04/26 22:00:02	10,988,415 678,794,486.47
COLGATE-PALMOLIVE CO US1941621039	91.01	1.93% 1.72		24/04/26 22:00:02	7,540,958 683,303,492.83
COMCAST CORP. CLASS A US20030N1019	38.57	1.85% 0.70		24/04/26 22:00:00	29,782,752 1,142,971,308.26
CONOCOPHILLIPS US20825C1045	130.24	0.10% 0.13		24/04/26 22:00:02	4,822,928 627,569,282.67
COSTCO WHOLESALE CORP US22160K1051	729.18	1.01% 7.32		24/04/26 22:00:00	1,523,614 1,109,668,484.88
CVS HEALTH CORPORATION US1266501006	67.18	-0.22% -0.15		24/04/26 22:00:02	6,395,551 429,563,483.55
DANAHER CORP. US2358511028	246.58	0.32% 0.78		24/04/26 22:00:02	2,710,445 668,349,690.41
DEERE & CO US2441991054	393.33	-0.19% -0.73		24/04/26 22:00:02	998,333 393,211,615.57
DOW INC. US2605571031	57.29	1.51% 0.85		24/04/26 22:00:02	5,549,611 318,717,540.55
DUKE ENERGY CORP US26441C2044	97.71	-1.33% -1.32		24/04/26 22:00:02	1,994,752 195,366,842.92
ELI LILLY AND COMPANY US5324571083	733.51	1.19% 8.64		24/04/26 22:00:02	2,007,048 1,471,200,535.61
EMERSON ELECTRIC CO. US2910111044	109.89	0.26% 0.29		24/04/26 22:00:02	1,364,492 150,243,760.61
EXXON MOBIL CORPORATION US30231G1022	117.96	-2.78% -3.37		24/04/26 22:02:22	27,285,703 3,211,277,120.37
FEDEX CORP US31428X1063	265.84	0.12% 0.32		24/04/26 22:00:02	958,697 255,050,684.55
FORD MOTOR COMPANY US3453708600	12.79	-1.92% -0.25		24/04/26 22:00:46	57,205,634 735,667,892.97
GE AEROSPACE US3696043013	162.35	0.68% 1.09		24/04/26 22:00:02	5,896,445 956,031,090.65
GENERAL DYNAMICS CORPORAT... US3695501086	284.41	-0.17% -0.49		24/04/26 22:00:02	1,244,201 353,921,299.26
GENERAL MOTORS CORP US37045V1008	45.84	0.48% 0.22		24/04/26 22:00:02	12,144,236 557,297,368.83
GILEAD SCIENCES INC. US3755581036	65.42	0.23% 0.15		24/04/26 22:00:00	12,380,813 811,288,174.27
GOLDMAN SACHS GROUP INC US38141G1040	427.57	1.79% 7.52		24/04/26 22:00:02	2,322,422 990,546,350.67
HOME DEPOT INC., THE US4370761029	335.09	0.94% 3.11		24/04/26 22:00:02	2,464,396 824,568,788.54
HONEYWELL INTERNATIONAL I... US4385161066	193.45	0.22% 0.43		24/04/26 22:00:00	3,041,255 585,779,240.58
INTEL CORP. US3758181038	31.88	-9.20%		24/04/26	119,582,126

## S&amp;P 100 INDEX

US4581401001		-3.23		22:00:00	3,776,087,143.29
INTERNATIONAL BUS MACHINE...	167.13	-1.05%		24/04/26	8,978,706
US4592001014		-1.78		22:00:02	1,498,072,778.15
INTUIT INC.	636.55	1.62%	█	24/04/26	1,191,190
US4612021034		10.16		22:00:00	757,069,898.26
JOHNSON & JOHNSON	146.14	-0.46%		24/04/26	6,182,073
US4781601046		-0.68		22:00:02	904,665,477.75
JPMORGAN CHASE & CO	193.49	0.06%		24/04/26	6,411,995
US46625H1005		0.12		22:00:02	1,242,669,242.49
KRAFT HEINZ CO.	38.16	-0.55%		24/04/26	5,342,328
US5007541064		-0.21		22:00:00	204,393,654.78
LINDE PLC	443.18	-0.15%		24/04/26	1,583,753
IE000S9YS762		-0.65		22:00:00	702,200,670.76
LOCKHEED MARTIN CORP	461.29	-0.75%		24/04/26	857,579
US5398301094		-3.49		22:00:02	395,894,967.87
LOWES COMPANIES INC.	229.87	-0.04%		24/04/26	2,001,169
US5486611073		-0.09		22:00:02	461,948,785.65
MASTERCARD INC. CLASS A	462.42	0.07%		24/04/26	1,962,819
US57636Q1040		0.31		22:00:02	907,933,434.22
MCDONALD'S CORPORATION CO...	273.09	-0.91%		24/04/26	3,635,941
US5801351017		-2.51		22:00:02	996,574,814.87
MEDTRONIC PLC	79.74	0.62%	█	24/04/26	5,024,600
IE00BTN1Y115		0.49		22:00:02	399,487,868.40
MERCK & CO. INC.	131.20	0.37%	█	24/04/26	7,757,273
US58933Y1055		0.48		22:00:02	1,018,120,789.31
META PLATFORMS INC. CLASS...	443.29	0.43%	█	24/04/26	32,655,466
US30303M1027		1.91		22:00:00	14,380,110,588.74
METLIFE INC.	70.42	-2.06%		24/04/26	5,650,472
US59156R1086		-1.48		22:00:02	398,539,852.47
MICROSOFT CORP.	406.32	1.82%	█	24/04/26	29,649,140
US5949181045		7.28		22:00:00	12,124,004,168.44
MONDELEZ INTERNATIONAL IN...	70.61	-0.27%		24/04/26	7,145,112
US6092071058		-0.19		22:00:00	505,223,695.93
MORGAN STANLEY	92.83	0.29%		24/04/26	4,599,779
US6174464486		0.27		22:00:02	427,554,668.85
NETFLIX INC	561.23	-0.63%		24/04/26	4,328,006
US64110L1061		-3.57		22:00:00	2,416,004,005.11
NEXTERA ENERGY INC.	65.99	-1.36%		24/04/26	9,967,515
US65339F1012		-0.91		22:00:02	659,289,194.86
NIKE INC. 'B'	94.12	0.19%		24/04/26	6,115,248
US6541061031		0.18		22:00:02	577,475,435.66
NVIDIA CORP.	877.35	6.18%	█	24/04/26	54,923,558
US67066G1040		51.03		22:00:00	47,581,224,466.87
ORACLE CORP	117.21	2.02%	█	24/04/26	8,353,581
US68389X1054		2.32		22:00:02	985,196,038.56
PAYPAL HOLDINGS INC.	65.96	2.90%	█	24/04/26	14,192,602
US70450Y1038		1.86		22:00:00	932,025,682.60
PEPSICO INC.	175.58	-0.62%		24/04/26	4,471,939
US7134481081		-1.10		22:00:00	788,464,632.85
PFIZER INC	25.40	0.55%	█	24/04/26	46,475,263
US7170811035		0.14		22:01:36	1,181,723,244.58
PHILIP MORRIS INTERNATION...	95.02	-1.11%		24/04/26	5,389,937
US7181721090		-1.07		22:00:02	513,910,706.90
PROCTER & GAMBLE CO	161.29	-0.78%		24/04/26	5,659,638
US7427181091		-1.26		22:00:02	913,399,005.45

## S&amp;P 100 INDEX

QUALCOMM INC. US7475251036	165.66	1.45% 2.36		24/04/26 22:00:00	7,140,392 1,181,861,114.84
RTX CORPORATION US75513E1010	101.41	-0.29% -0.30		24/04/26 22:00:01	4,428,230 448,171,596.04
SALESFORCE INC. US79466L3024	274.29	0.42% 1.15		24/04/26 22:00:02	3,753,874 1,031,830,746.81
SIMON PROPERTY GROUP INC. US8288061091	142.36	-0.26% -0.37		24/04/26 22:00:02	1,025,742 146,423,819.55
SOUTHERN CO. US8425871071	73.21	-1.56% -1.16		24/04/26 22:01:39	5,478,475 402,679,266.50
STARBUCKS CORP US8552441094	88.25	0.47% 0.41		24/04/26 22:00:00	7,182,809 635,711,191.27
T-MOBILE US INC. US8725901040	163.96	-0.05% -0.09		24/04/26 22:00:00	7,968,973 1,301,367,156.25
TARGET CORP US87612E1064	164.74	0.18% 0.30		24/04/26 22:00:01	2,085,473 344,305,752.24
TESLA INC. US88160R1014	168.29	-1.11% -1.89		24/04/26 22:00:00	109,544,227 18,533,385,498.65
TEXAS INSTRUMENTS INC US8825081040	177.48	1.27% 2.23		24/04/26 22:00:00	5,401,498 958,823,765.11
THERMO FISHER SCIENTIFIC ... US8835561023	573.60	0.33% 1.87		24/04/26 22:00:01	1,438,184 824,163,698.01
U.S. BANCORP US9029733048	41.12	0.32% 0.13		24/04/26 22:00:01	4,510,522 186,043,712.82
UNION PACIFIC CORP US9078181081	242.79	-0.31% -0.76		24/04/26 22:00:01	2,255,451 547,615,738.20
UNITED PARCEL SERVICE INC... US9113121068	147.59	0.14% 0.20		24/04/26 22:00:01	2,607,214 385,460,235.63
UNITEDHEALTH GROUP INC. US91324P1021	495.35	0.30% 1.49		24/04/26 22:00:01	2,726,853 1,350,016,165.04
VERIZON COMMUNICATIONS IN... US92343V1044	39.68	1.17% 0.46		24/04/26 22:00:01	18,245,265 724,323,460.99
VISA INC. US92826C8394	274.52	-0.23% -0.64		24/04/26 22:00:02	6,840,272 1,879,050,511.80
WALMART INC. US9311421039	60.16	-0.08% -0.05		24/04/26 22:00:01	11,041,240 664,446,219.07
WALT DISNEY COMPANY (THE) US2546871060	112.73	-0.04% -0.04		24/04/26 22:02:28	6,299,834 708,730,022.96
WELLS FARGO & COMPANY US9497461015	59.91	-0.03% -0.02		24/04/26 22:00:18	18,782,257 1,126,618,452.07