

S&P 100 INDEX

ISIN: US78380F1021

WKN: -

Overview

2024/04/25 21:13:33

Price

2,383.88 USDDifference  -0.70% (-16.74)

General attributes

ISIN US78380F1021

Symbol OEX

Country USA

Instruments in index 100

Type of index -

Security type Index

Market data

Open 2,367.92 USD

High 2,386.07 USD

Low 2,354.63 USD

Close (prev. day) 2,400.62 USD

Trading volume (m) 995,081,617




Volume (pcs) 2,361,888,173,239

Top 5

Name 	Price	+ - (%)	Trend 
UNION PACI...	243.00	+4.75	
NVIDIA COR...	829.5301	+4.13	
TESLA INC.	168.545	+3.96	
BROADCOM I...	1,298.67	+3.33	
MERCK & CO...	130.64	+2.87	

Intraday **1W** 1M 6m 1Y 3Y

Flop 5

Name 	Price	+ - (%)	Trend 
META PLATF...	441.1509	-10.61	
INTERNATIO...	168.34	-8.57	
BRISTOL-MY...	44.745	-8.42	
CATERPILLA...	340.34	-6.38	

5Y




Information about previous performance does not guarantee future performance.

Source: FactSet

Recent research

on market			
Date		Headline	Download
2024/04/19		Week Ahead	
2024/04/12		Week Ahead	
2024/04/05		Week Ahead	
2024/04/03		Global Equity Ratings	
2024/03/28		Week Ahead	

COMCAST CO...	38.05	-5.37			
Intraday	1W	1M	6m	1Y	3Y

Futures and Options

Related Futures	-
Related Options	-

Details

2024/04/25 21:13:33

Price

2,383.88 USDDifference  **-0.70%** (-16.74)

General attributes

ISIN US78380F1021

Symbol OEX

Country USA

Security type Index

Instruments in index 100

Market data

Open 2,367.92 USD

High 2,386.07 USD

Low 2,354.63 USD

Close (prev. day) 2,400.62 USD

Trading volume (m) 995,081,617

Volume (pcs) 2,361,888,173,239

Performance and Risk

	6m	1Y	3Y
Perf (%)	+19.62%	+27.12%	+26.47%
Perf (abs.)	+393.69	+512.15	+502.39
Beta	-	-	-
Volatility	12.29	12.58	18.09



Information about previous performance does not guarantee future performance.

Source: FactSet

Price data

Ø price 5 days Ø volume 5 days (pcs.)	2,380.04 USD (1,201,574,664)
Ø price 30 days Ø volume 30 days (pcs.)	2,438.25 USD (1,139,710,518)
Ø price 100 days Ø volume 100 days (pcs.)	2,347.99 USD (1,152,490,162)
Ø price 250 days Ø volume 250 days (pcs.)	2,171.13 USD (1,156,244,111)
YTD High date	2,492.14 USD (2024/03/21)
YTD Low date	2,196.91 USD (2024/01/05)
52 Weeks High date	2,492.14 USD (2024/03/21)
52 Weeks Low date	1,855.77 USD (2023/04/26)

Composition

Name  ISIN	Price	Diff %  Diff +/-	Performance 	Date Time	Turnover Pc.  Turnover Money 
3M COMPANY US88579Y1010	91.67	-0.38% -0.35		24/04/25 21:13:16	1,794,896 163,606,307.79
ABBOTT LABORATORIES US0028241000	106.895	0.00% 0.01		24/04/25 21:13:22	1,925,771 205,368,124.92
ABBVIE INC. US00287Y1091	166.87	-0.55% -0.93		24/04/25 21:13:24	3,348,558 559,772,063.93
ACCENTURE PLC IE00B4BNMY34	309.28	-1.36% -4.26		24/04/25 21:13:07	2,532,369 777,770,129.02
ADOBE INC. US00724F1012	473.20	-0.82% -3.92		24/04/25 21:13:31	1,416,719 665,462,609.19
ADVANCED MICRO DEVICES IN... US0079031078	154.35	1.72% 2.61	█	24/04/25 21:13:33	33,565,886 5,111,270,225.73
ALPHABET INC. CLASS C US02079K1079	157.46	-2.26% -3.64		24/04/25 21:13:34	21,927,936 3,423,770,728.53
ALTRIA GROUP INC. US02209S1033	43.43	1.19% 0.51	█	24/04/25 21:13:30	8,766,239 378,964,942.81
AMAZON.COM INC. US0231351067	173.265	-1.88% -3.33		24/04/25 21:13:34	35,431,041 6,054,319,392.41
AMERICAN EXPRESS CO US0258161092	238.10	-0.43% -1.02		24/04/25 21:13:32	1,940,782 459,905,211.06
AMERICAN INTERNATIONAL GR... US0268747849	74.72	-0.33% -0.25		24/04/25 21:13:30	1,695,970 126,487,211.20
AMERICAN TOWER CORP US03027X1000	172.9692	-0.22% -0.38		24/04/25 21:13:05	1,084,875 187,333,063.69
AMGEN INC. US0311621009	270.195	-1.03% -2.82		24/04/25 21:13:01	972,011 261,995,855.66
APPLE INC US0378331005	169.96	0.56% 0.94	█	24/04/25 21:13:34	33,476,517 5,664,947,291.87
AT&T INC. US00206R1023	16.60	-1.25% -0.21		24/04/25 21:13:33	31,010,894 515,646,879.26
BANK OF AMERICA CORP. US0605051046	37.955	-0.95% -0.37		24/04/25 21:13:30	27,092,502 1,022,378,882.61
BANK OF NEW YORK MELLON C... US0640581007	57.36	-0.30% -0.17		24/04/25 21:13:31	2,063,512 117,719,342.48
BERKSHIRE HATHAWAY INC. C... US0846707026	405.725	-0.06% -0.23		24/04/25 21:13:29	1,588,513 641,100,937.03
BLACKROCK INC. US09247X1019	759.77	-0.40% -3.03		24/04/25 21:13:22	324,165 244,365,210.24
BOEING CO., THE US0970231058	166.52	1.33% 2.19	█	24/04/25 21:13:29	10,131,931 1,646,478,265.13
BOOKING HOLDINGS INC. US09857L1089	3,518.04	0.01% 0.52		24/04/25 21:07:26	87,191 305,423,941.52
BRISTOL-MYERS SQUIBB CO. US1101221083	44.75	-8.41% -4.11		24/04/25 21:13:34	35,795,965 1,617,518,421.42
BROADCOM INC. US11135F1012	1,298.67	3.33% 41.85	█	24/04/25 21:13:31	2,116,643 2,736,380,796.83

CAPITAL ONE FINANCIAL COR... US14040H1059	146.495	-1.60% -2.38		24/04/25 21:13:22	2,436,134 355,629,748.85
CATERPILLAR INC US1491231015	340.34	-6.38% -23.18		24/04/25 21:13:32	4,713,116 1,591,820,844.65
CHARLES SCHWAB CORP. US8085131055	74.67	-0.69% -0.52		24/04/25 21:13:27	3,526,778 262,878,962.19
CHARTER COMMUN INC US16119P1084	261.67	-1.14% -3.03		24/04/25 21:13:34	1,546,799 399,010,881.93
CHEVRON CORPORATION US1667641005	165.30	1.06% 1.73		24/04/25 21:13:30	6,701,281 1,099,440,762.73
CISCO SYSTEMS INC US17275R1023	48.30	-0.10% -0.05		24/04/25 21:13:29	9,025,279 434,653,560.26
CITIGROUP INC US1729674242	61.955	-0.82% -0.52		24/04/25 21:13:31	8,043,050 496,082,226.65