

## S&amp;P 100 INDEX

ISIN: US78380F1021

WKN: -

## Overview

2024/04/23 21:57:51

Price

**2,399.47** USDDifference  1.22% (28.86)

## General attributes

ISIN US78380F1021

Symbol OEX

Country USA

Instruments in index 100

Type of index -

Security type Index

## Market data

Open 2,381.22 USD

High 2,403.83 USD

Low 2,380.15 USD

Close (prev. day) 2,370.61 USD

Trading volume (m) 892,936,963

Volume (pcs) 2,140,990,841,743

## Top 5

Name 	Price	+ - (%)	Trend 
GE AEROSPA...	162.325	+8.08	
DANAHER CO...	252.92	+7.13	
THERMO FIS...	573.68	+4.61	
GENERAL MO...	45.165	+4.51	
NETFLIX IN...	576.87	+4.02	

Intraday **1W** 1M 6m 1Y 3Y

## Flop 5

Name 	Price	+ - (%)	Trend 
PEPSICO IN...	171.37	-2.88	
WALMART IN...	59.01	-1.88	
CVS HEALTH...	68.43	-1.72	
UNITEDHEAL...	485.79	-1.11	

5Y



Information about previous performance does not guarantee future performance.

Source: FactSet

## Recent research

on market			
Date		Headline	Download
2024/04/19		Week Ahead	
2024/04/12		Week Ahead	
2024/04/05		Week Ahead	
2024/04/03		Global Equity Ratings	
2024/03/28		Week Ahead	

BOEING CO... 168.6999 -1.04 

Intraday 1W 1M 6m 1Y 3Y

**Futures and Options**

Related Futures -

Related Options -

## Details

2024/04/23 21:57:51

Price

**2,399.47** USD

Difference



1.22% (28.86)

## General attributes

ISIN US78380F1021

Symbol OEX

Country USA

Security type Index

Instruments in index 100

## Market data

Open 2,381.22 USD

High 2,403.83 USD

Low 2,380.15 USD

Close (prev. day) 2,370.61 USD

Trading volume (m) 892,936,963

Volume (pcs) 2,140,990,841,743

## Performance and Risk

	6m	1Y	3Y
Perf (%)	+19.08%	+25.54%	+26.18%
Perf (abs.)	+379.84	+482.31	+491.91
Beta	-	-	-
Volatility	12.45	12.65	18.09



5Y





























Information about previous performance does not guarantee future performance.

Source: FactSet

## Price data

Ø price 5 days   Ø volume 5 days (pcs.)	2,375.86 USD (1,176,662,823)
Ø price 30 days   Ø volume 30 days (pcs.)	2,441.30 USD (1,137,109,837)
Ø price 100 days   Ø volume 100 days (pcs.)	2,342.60 USD (1,152,271,300)
Ø price 250 days   Ø volume 250 days (pcs.)	2,166.96 USD (1,155,672,386)
YTD High   date	2,492.14 USD (2024/03/21)
YTD Low   date	2,196.91 USD (2024/01/05)
52 Weeks High   date	2,492.14 USD (2024/03/21)
52 Weeks Low   date	1,855.77 USD (2023/04/26)

## Composition

Name  ISIN	Price	Diff %  Diff +/-	Performance 	Date Time	Turnover Pc.  Turnover Money 
3M COMPANY US88579Y1010	92.795	0.19% 0.18		24/04/23 21:57:52	2,833,398 264,413,058.61
ABBOTT LABORATORIES US0028241000	107.54	0.44% 0.47		24/04/23 21:57:50	2,881,816 310,273,949.11
ABBVIE INC. US00287Y1091	169.545	0.99% 1.66		24/04/23 21:57:52	3,170,152 537,747,657.50
ACCENTURE PLC IE00B4BNMY34	316.605	-0.26% -0.82		24/04/23 21:57:49	1,485,382 471,986,646.85
ADOBE INC. US00724F1012	472.41	1.18% 5.52		24/04/23 21:57:49	1,606,826 757,309,632.32
ADVANCED MICRO DEVICES IN... US0079031078	152.1201	2.34% 3.48		24/04/23 21:57:52	41,923,178 6,390,124,289.11
ALPHABET INC. CLASS C US02079K1079	159.755	1.14% 1.81		24/04/23 21:57:52	12,145,406 1,939,399,207.78
ALTRIA GROUP INC. US02209S1033	42.805	0.55% 0.24		24/04/23 21:57:51	8,682,612 372,217,843.25
AMAZON.COM INC. US0231351067	179.49	1.28% 2.26		24/04/23 21:57:52	29,161,080 5,198,209,071.16
AMERICAN EXPRESS CO US0258161092	238.54	2.38% 5.54		24/04/23 21:57:52	3,551,269 843,832,439.44
AMERICAN INTERNATIONAL GR... US0268747849	74.87	-0.12% -0.09		24/04/23 21:57:50	2,295,557 172,293,689.89
AMERICAN TOWER CORP US03027X1000	174.07	1.03% 1.77		24/04/23 21:57:51	2,192,341 382,311,151.84
AMGEN INC. US0311621009	273.40	0.55% 1.49		24/04/23 21:57:49	1,790,010 489,748,830.56
APPLE INC US0378331005	166.838	0.60% 1.00		24/04/23 21:57:52	35,676,328 5,935,856,211.54
AT&T INC. US00206R1023	16.475	1.01% 0.17		24/04/23 21:57:52	36,304,940 597,274,924.17
BANK OF AMERICA CORP. US0605051046	38.325	1.58% 0.60		24/04/23 21:57:52	34,283,594 1,311,177,749.46
BANK OF NEW YORK MELLON C... US0640581007	57.425	0.46% 0.27		24/04/23 21:57:51	2,178,980 125,157,166.82
BERKSHIRE HATHAWAY INC. C... US0846707026	407.99	-0.19% -0.79		24/04/23 21:57:52	1,708,491 697,564,307.82
BLACKROCK INC. US09247X1019	765.61	0.72% 5.50		24/04/23 21:57:51	326,862 250,492,733.57
BOEING CO., THE US0970231058	168.6999	-1.04% -1.78		24/04/23 21:57:51	6,452,648 1,092,368,734.49
BOOKING HOLDINGS INC. US09857L1089	3,536.9999	2.14% 74.00		24/04/23 21:57:05	115,556 406,854,691.22
BRISTOL-MYERS SQUIBB CO. US1101221083	49.02	-0.24% -0.12		24/04/23 21:57:52	6,582,402 323,834,502.70
BROADCOM INC. US11135F1012	1,247.16	1.85% 22.70		24/04/23 21:57:51	1,571,556 1,959,590,068.84

## S&amp;P 100 INDEX

CAPITAL ONE FINANCIAL COR... US14040H1059	147.99	0.50% 0.74		24/04/23 21:57:52	1,832,017 272,197,709.69
CATERPILLAR INC US1491231015	362.865	1.47% 5.26	█	24/04/23 21:57:51	1,484,125 538,949,315.85
CHARLES SCHWAB CORP. US8085131055	75.13	1.17% 0.87	█	24/04/23 21:57:51	7,305,364 547,112,168.02
CHARTER COMMUN INC US16119P1084	266.246	0.44% 1.17		24/04/23 21:57:51	769,817 206,887,735.57
CHEVRON CORPORATION US1667641005	162.37	0.28% 0.45		24/04/23 21:57:52	3,701,147 599,170,510.33
CISCO SYSTEMS INC US17275R1023	48.30	0.33% 0.16		24/04/23 21:57:52	9,901,511 478,507,877.42
CITIGROUP INC US1729674242	62.665	2.81% 1.72	█	24/04/23 21:57:51	12,479,742 777,006,056.29