

COMCM SA RON0.10

ISIN: **ROCMCMACNOR0** WKN: -

Overview

2010/04/06 19:56:01

Price
0.30 RONDifference  -2.60% (-0.01)

General attributes

ISIN	ROCMCMACNOR0
Symbol	CMCM
Exchange	London Stock Exchange
Currency	RON
Sector	-
Security type	Stock
Market cap (m)	24 EUR
Benchmark	BEL 20 INDEX

Market data

Bid (Bid size)	-
Ask (Ask size)	-
Open	0.30 RON
High	0.30 RON
Low	0.30 RON
Close (prev. day)	0.308 RON
VWAP	-
Volume (pcs)	-
Trading volume	-
Number of trades	-
Last size	-

Futures and Options

Related Futures	-
Related Options	-









5Y

Chart
not available

Information about previous performance does not guarantee future performance.
Source: FactSet

Recent research

on market

Date		Headline	Download
2024/07/03		Global Strategy 3Q 2024	
2024/06/21		Global Equity Ratings	
2024/06/14		Global Equity Ratings	
2024/04/26		Global Equity Ratings	
2024/03/26		Global Strategy 2Q 2024	

Details

2010/04/06 19:56:01

Price
0.30 RONDifference  -2.60% (-0.01)

General attributes

ISIN	ROCMCMACNOR0
Symbol	CMCM
Exchange	London Stock Exchange
Currency	RON
Sector	-
Security type	Stock
Market cap (m)	24 EUR
Benchmark	BEL 20 INDEX

Market data

Bid (Bid size)	-
Ask (Ask size)	-
Open	0.30 RON
High	0.30 RON
Low	0.30 RON
Close (prev. day)	0.308 RON
VWAP	-
Volume (pcs)	-
Trading volume	-
Number of trades	-
Last size	-

Performance and Risk

	6m	1Y	3Y
Perf (%)	-	-	-
Perf (abs.)	-	-	-
Beta	-0.56	0.38	0.73
Volatility	-	-	-

5Y

Chart
not available

Information about previous performance does not guarantee future performance.
Source: FactSet

Price data

Ø price 5 days Ø volume 5 days (pcs.)	- RON (-)
Ø price 30 days Ø volume 30 days (pcs.)	- RON (-)
Ø price 100 days Ø volume 100 days (pcs.)	- RON (-)
Ø price 250 days Ø volume 250 days (pcs.)	- RON (-)
YTD High date	- RON (-)
YTD Low date	- RON (-)
52 Weeks High date	- RON (-)
52 Weeks Low date	- RON (-)

All listings for COMCM SA RON0.10

Exchange 	Date	Time	Price	Trading volume (mio.)	Number of trades
London Stock Exchange	2010/04/06	19:56	0.30 RON	0.00	-
Bucharest Stock Exchange	2024/07/12	15:53	0.575 RON	0.04	47

Company profile

Company Logo

Contact Details

COMBUSTIBLES MASQUELIN SA

--

Telefon: -

Fax: -

E-mail: -

Company Profile

-