

## MEIJI HOLDINGS CORP LTD.

ISIN: JP3918000005 WKN: 2269

## Overview

2024/08/07 21:05:03

Price

22.60 EUR

Difference  -2.59% (-0.60)

## General attributes

ISIN	JP3918000005
Symbol	2269
Exchange	Berlin
Currency	EUR
Sector	-
Security type	Stock
Market cap (m)	6,818 EUR
Benchmark	NIKKEI 225

## Market data

Bid (Bid size)	-
Ask (Ask size)	-
Open	23.00 EUR
High	23.20 EUR
Low	22.60 EUR
Close (prev. day)	23.20 EUR
VWAP	-
Volume (pcs)	0
Trading volume	0.00
Number of trades	9
Last size	0

## Futures and Options

Related Futures	-
Related Options	-

5Y













Information about previous performance does not guarantee future performance.

Source: FactSet

## Recent research

on market

Date		Headline	Download
2024/02/22		Global Equity Ratings	
2023/10/27		Global Equity Ratings	
2023/09/29		Global Equity Ratings	
2023/09/08		Global Equity Ratings	
2023/08/22		Global Equity Ratings	

## Details

2024/08/07 21:05:03

## Price

22.60 EUR

Difference ▼ -2.59% (-0.60)

## General attributes

ISIN	JP3918000005
Symbol	2269
Exchange	Berlin
Currency	EUR
Sector	-
Security type	Stock
Market cap (m)	6,818 EUR
Benchmark	NIKKEI 225

## Market data

Bid (Bid size)	-
Ask (Ask size)	-
Open	23.00 EUR
High	23.20 EUR
Low	22.60 EUR
Close (prev. day)	23.20 EUR
VWAP	-
Volume (pcs)	0
Trading volume	0.00
Number of trades	9
Last size	0

## Performance and Risk

	6m	1Y	3Y
Perf (%)	+0.00%	+7.62%	-15.51%
Perf (abs.)	+0.00	+1.60	-4.15
Beta	0.16	0.19	0.21
Volatility	29.47	28.78	25.51

5Y



Information about previous performance does not guarantee future performance.  
Source: FactSet

## Price data

Ø price 5 days   Ø volume 5 days (pcs.)	23.00 EUR (0)
Ø price 30 days   Ø volume 30 days (pcs.)	21.51 EUR (0)
Ø price 100 days   Ø volume 100 days (pcs.)	20.90 EUR (0)
Ø price 250 days   Ø volume 250 days (pcs.)	21.63 EUR (0)
YTD High   date	24.60 EUR (2024/08/05)
YTD Low   date	19.80 EUR (2024/06/24)
52 Weeks High   date	24.60 EUR (2024/08/05)
52 Weeks Low   date	19.80 EUR (2024/06/24)

## Arbitrage views

Exchange <span>⊕</span>	Date	Time	Price	Trading volume (mio.)	Number of trades
Tradegate	2024/08/07	22:02	22.40 EUR	0.00	1
Tokyo Stock Exchange	2024/08/07	08:00	3,674.00 JPY	49.07	4,676
Stuttgart	2024/08/07	08:30	22.60 EUR	0.00	1
Munich	2024/08/07	08:04	23.00 EUR	0.00	1
Frankfurt	2024/08/07	17:15	22.00 EUR	0.00	4

	07					
FINRA other OTC Issues	2024/05/09	15:46	22.67 USD	0.01		2
Duesseldorf	2024/08/07	19:30	21.80 EUR	0.00		5
Berlin	2024/08/07	21:05	22.60 EUR	0.00		9

## Company profile

### Company Logo

#### Contact Details

MEIJI HOLDINGS

--

----

Telefon: -

Fax: -

E-mail: -

### Company Profile

-