

NUFARM LTD.

ISIN: AU000000NUF3

WKN: NUF

Overview

2024/05/24 08:10:18

Price
4.57 AUDDifference  -3.38% (-0.16)

General attributes

ISIN AU000000NUF3

Symbol NUF

Exchange Australian Securities Exchange

Currency AUD

Sector Chemical / Pharmaceutical / Health

Security type Stock

Market cap (m) 1,066 EUR

Benchmark MSCI WORLD INDEX (STRD, UHD)

Market data

Bid (Bid size) 4.57 AUD (43,012)

Ask (Ask size) 4.58 AUD (1,223)

Open 4.55 AUD

High 4.69 AUD

Low 4.52 AUD

Close (prev. day) 4.73 AUD

VWAP 4.592 AUD

Volume (pcs) 4,088,938

Trading volume 18,776,402.47

Number of trades 10,412

Last size -

Futures and Options

Related Futures -

Related Options -











5Y



Information about previous performance does not guarantee future performance.
Source: FactSet

Recent research

on sector

Date	Headline	Download
2024/04/26	 Global Equity Ratings	
2024/04/03	 Global Equity Ratings	
2024/03/13	 Global Equity Ratings	
2024/02/22	 Global Equity Ratings	
2024/02/14	 Global Equity Ratings	

Details

2024/05/24 08:10:18

Price

4.57 AUD

Difference ▼ -3.38% (-0.16)

General attributes

ISIN	AU000000NUF3
Symbol	NUF
Exchange	Australian Securities Exchange
Currency	AUD
Sector	Chemical / Pharmaceutical / Health
Security type	Stock
Market cap (m)	1,066 EUR
Benchmark	MSCI WORLD INDEX (STRD, UHD)

Market data

Bid (Bid size)	4.57 AUD (43,012)
Ask (Ask size)	4.58 AUD (1,223)
Open	4.55 AUD
High	4.69 AUD
Low	4.52 AUD
Close (prev. day)	4.73 AUD
VWAP	4.592 AUD
Volume (pcs)	4,088,938
Trading volume	18,776,402.47
Number of trades	10,412
Last size	-

Performance and Risk

	6m	1Y	3Y
Perf (%)	-1.93%	-16.61%	-5.38%
Perf (abs.)	-0.09	-0.91	-0.26
Beta	0.42	0.47	0.18
Volatility	24.90	24.74	32.81



Information about previous performance does not guarantee future performance.
Source: FactSet

Price data

Ø price 5 days Ø volume 5 days (pcs.)	4.94 AUD (2,248,972)
Ø price 30 days Ø volume 30 days (pcs.)	5.11 AUD (1,069,485)
Ø price 100 days Ø volume 100 days (pcs.)	5.35 AUD (901,348)
Ø price 250 days Ø volume 250 days (pcs.)	5.11 AUD (996,183)
YTD High date	5.99 AUD (2024/03/07)
YTD Low date	4.33 AUD (2024/05/23)
52 Weeks High date	5.99 AUD (2024/03/07)
52 Weeks Low date	4.29 AUD (2023/10/31)

Arbitrage views

Exchange <input type="checkbox"/>	Date	Time	Price	Trading volume (mio.)	Number of trades
Tradegate	2024/05/24	22:01	2.84 EUR	0.00	1
Stuttgart	2024/05/24	08:04	2.72 EUR	0.00	3
Munich	2024/05/24	08:04	2.84 EUR	0.00	2
Frankfurt	2024/05/24	08:10	2.76 EUR	0.00	2
FINRA other OTC Issues	2024/05/24	15:30	3.35 USD	0.00	1

	07					
Duesseldorf	2024/05/24	08:10	2.76 EUR	0.00		3
Berlin	2024/05/24	21:46	2.82 EUR	0.00		10
Australian Securities Exchange	2024/05/24	08:10	4.57 AUD	18.78		10,412

Company profile

Company Logo



Company Profile

-

Contact Details

NUFARM

--

103-105 Pipe Road - 3026 LAVERTON
NORTH, VIC

Telefon: +61 (03) 9282 1000

Fax: +61 (03) 9282 1007

E-mail:
corporate.information@au.nufarm.com