

# AVENUE THERAPEUTICS INC.

ISIN: **US05360L4032** WKN: **05360L403**

## Overview

2024/08/16 08:04:15

Price

2.34 EUR

Difference  2.63% (0.06)

### General attributes

ISIN US05360L4032

Symbol ATXI

Exchange Stuttgart

Currency EUR

Sector Chemical / Pharmaceutical / Health

Security type Stock

Market cap (m) 3 EUR

Benchmark S&P 500

### Market data

Bid (Bid size) - (0)

Ask (Ask size) - (0)

Open 2.34 EUR

High 2.34 EUR

Low 2.34 EUR

Close (prev. day) 2.28 EUR

VWAP -

Volume (pcs) 0

Trading volume 0.00

Number of trades 3

Last size 0

### Futures and Options

Related Futures -









Related Options -

5Y



Information about previous performance does not guarantee future performance.  
Source: FactSet

### Recent research

on sector		on market	
Date		Headline	Download
2024/08/12		Global Equity Ratings	
2024/07/24		Global Equity Ratings	
2024/07/12		Global Equity Ratings	
2024/06/21		Global Equity Ratings	
2024/06/14		Global Equity Ratings	

## Details

2024/08/16 08:04:15

**Price**

2.34 EUR

**Difference** ▲ 2.63% (0.06)

**General attributes**

ISIN	US05360L4032
Symbol	ATXI
Exchange	Stuttgart
Currency	EUR
Sector	Chemical / Pharmaceutical / Health
Security type	Stock
Market cap (m)	3 EUR
Benchmark	S&P 500

**Market data**

Bid (Bid size)	- (0)
Ask (Ask size)	- (0)
Open	2.34 EUR
High	2.34 EUR
Low	2.34 EUR
Close (prev. day)	2.28 EUR
VWAP	-
Volume (pcs)	0
Trading volume	0.00
Number of trades	3
Last size	0

**Performance and Risk**

	6m	1Y	3Y
Perf (%)	-76.20%	-96.52%	-99.85%
Perf (abs.)	-7.49	-64.97	-1,516.41
Beta	-0.12	-0.15	0.90
Volatility	111.80	128.16	164.73

5Y



Information about previous performance does not guarantee future performance.  
Source: FactSet

**Price data**

Ø price 5 days   Ø volume 5 days (pcs.)	2.24 EUR (0)
Ø price 30 days   Ø volume 30 days (pcs.)	2.72 EUR (37)
Ø price 100 days   Ø volume 100 days (pcs.)	4.44 EUR (35)
Ø price 250 days   Ø volume 250 days (pcs.)	15.17 EUR (51)
YTD High   date	20.25 EUR (2024/01/05)
YTD Low   date	2.12 EUR (2024/08/08)
52 Weeks High   date	67.58 EUR (2023/08/17)
52 Weeks Low   date	2.12 EUR (2024/08/08)

**Arbitrage views**

Exchange	Date	Time	Price	Trading volume (mio.)	Number of trades
Tradegate	2024/08/16	22:02	2.32 EUR	0.00	1
Stuttgart	2024/08/16	08:04	2.34 EUR	0.00	3
Nasdaq	2024/08/16	22:00	2.50 USD	0.06	160
Munich	2024/08/16	08:07	2.34 EUR	0.00	2
Frankfurt	2024/08/16	08:04	2.34 EUR	0.00	2

	16					
Duesseldorf	2024/04/ 25	08:12	0.0836 EUR	0.00		1
Berlin	2024/08/ 16	20:08	2.30 EUR	0.00		13

## Company profile

### Company Logo



### Company Profile

-

### Contact Details

AVENUE THERAPEUTICS

--

----

Telefon: -

Fax: -

E-mail: -