

GOLD RESERVE INC.

ISIN: CA38068N3067 WKN: -

Overview

2024/06/18 08:06:14

Price

4.08 EUR

Difference  -2.86% (-0.12)

General attributes

| | |
|----------------|--------------|
| ISIN | CA38068N3067 |
| Symbol | - |
| Exchange | Munich |
| Currency | EUR |
| Sector | - |
| Security type | Stock |
| Market cap (m) | 437 EUR |
| Benchmark | S&P 500 |

Market data

| | |
|-------------------|------------------|
| Bid (Bid size) | 3.84 EUR (1,000) |
| Ask (Ask size) | 4.08 EUR (1,000) |
| Open | 4.08 EUR |
| High | 4.08 EUR |
| Low | 4.08 EUR |
| Close (prev. day) | 4.20 EUR |
| VWAP | 3.98 EUR |
| Volume (pcs) | 0 |
| Trading volume | 0.00 |
| Number of trades | 1 |
| Last size | 0 |

Futures and Options







| | |
|-----------------|---|
| Related Futures | - |
| Related Options | - |

5Y



Information about previous performance does not guarantee future performance.
Source: FactSet

Recent research

| on market | | |
|------------|---|---|
| Date | Headline | Download |
| 2024/05/29 |  Global Equity Ratings |  |
| 2024/04/26 |  Global Equity Ratings |  |
| 2024/04/03 |  Global Equity Ratings |  |
| 2024/03/26 |  Global Strategy 2Q 2024 |  |
| 2024/03/13 |  Global Equity Ratings |  |

Details

2024/06/18 08:06:14

Price

4.08 EUR

Difference ▼ -2.86% (-0.12)

General attributes

| | |
|----------------|--------------|
| ISIN | CA38068N3067 |
| Symbol | - |
| Exchange | Munich |
| Currency | EUR |
| Sector | - |
| Security type | Stock |
| Market cap (m) | 437 EUR |
| Benchmark | S&P 500 |

Market data

| | |
|-------------------|------------------|
| Bid (Bid size) | 3.84 EUR (1,000) |
| Ask (Ask size) | 4.08 EUR (1,000) |
| Open | 4.08 EUR |
| High | 4.08 EUR |
| Low | 4.08 EUR |
| Close (prev. day) | 4.20 EUR |
| VWAP | 3.98 EUR |
| Volume (pcs) | 0 |
| Trading volume | 0.00 |
| Number of trades | 1 |
| Last size | 0 |

Performance and Risk

| | 6m | 1Y | 3Y |
|-------------|---------|----------|----------|
| Perf (%) | +82.61% | +215.79% | +241.46% |
| Perf (abs.) | +1.90 | +2.87 | +2.97 |
| Beta | 0.55 | -0.10 | 0.08 |
| Volatility | 38.64 | 49.72 | 44.81 |

5Y



Information about previous performance does not guarantee future performance.
Source: FactSet

Price data

| | |
|---|-----------------------|
| Ø price 5 days Ø volume 5 days (pcs.) | 4.16 EUR (80) |
| Ø price 30 days Ø volume 30 days (pcs.) | 3.33 EUR (13) |
| Ø price 100 days Ø volume 100 days (pcs.) | 2.98 EUR (37) |
| Ø price 250 days Ø volume 250 days (pcs.) | 2.61 EUR (58) |
| YTD High date | 4.20 EUR (2024/06/12) |
| YTD Low date | 2.54 EUR (2024/01/02) |
| 52 Weeks High date | 4.20 EUR (2024/06/12) |
| 52 Weeks Low date | 1.50 EUR (2023/06/19) |

All listings for GOLD RESERVE INC.

| Exchange | Date | Time | Price | Trading volume (mio.) | Number of trades |
|----------------------|------------|-------|----------|-----------------------|------------------|
| TSX Venture Exchange | 2024/06/17 | 19:00 | 5.83 CAD | 0.04 | 14 |
| Stuttgart | 2024/06/18 | 14:42 | 3.84 EUR | 0.00 | 6 |
| Munich | 2024/06/18 | 08:06 | 4.08 EUR | 0.00 | 1 |
| Frankfurt | 2024/06/18 | 08:16 | 3.84 EUR | 0.00 | 1 |
| FINRA other OTC | 2024/06/18 | 21:59 | 4.30 USD | 0.17 | 55 |

| | | | | | | |
|-------------|----------------|-------|----------|------|--|----|
| Issues | 17 | | | | | |
| Duesseldorf | 2024/06/ 18 | 12:31 | 3.82 EUR | 0.00 | | 3 |
| Berlin | 2024/06/ 18 | 14:26 | 3.96 EUR | 0.00 | | 10 |

Company profile

Company Logo



Company Profile

-

Contact Details

GOLD RESERVE

--

Telefon: -

Fax: -

E-mail: -