

MOTUS GI HOLDINGS INC

ISIN: **US62014P5044** WKN: **62014P504**

Overview

2023/11/01 21:57:50

Price
6.36 EURDifference  -27.77% (-2.44)

General attributes

ISIN	US62014P5044
Symbol	MOTS
Exchange	Stuttgart
Currency	EUR
Sector	Chemical / Pharmaceutical / Health
Security type	Stock
Market cap (m)	0 EUR
Benchmark	S&P 500

Market data

Bid (Bid size)	- (0)
Ask (Ask size)	- (0)
Open	8.415 EUR
High	8.445 EUR
Low	6.36 EUR
Close (prev. day)	8.805 EUR
VWAP	-
Volume (pcs)	0
Trading volume	0.00
Number of trades	7
Last size	0

Futures and Options






Related Futures	-
Related Options	-

5Y



Information about previous performance does not guarantee future performance.
Source: FactSet

Recent research

on sector		on market	
Date		Headline	Download
2024/08/12		Global Equity Ratings	
2024/07/24		Global Equity Ratings	
2024/07/12		Global Equity Ratings	
2024/06/21		Global Equity Ratings	
2024/06/14		Global Equity Ratings	

Details

2023/11/01 21:57:50

Price

6.36 EUR

Difference  -27.77% (-2.44)

General attributes

ISIN	US62014P5044
Symbol	MOTS
Exchange	Stuttgart
Currency	EUR
Sector	Chemical / Pharmaceutical / Health
Security type	Stock
Market cap (m)	0 EUR
Benchmark	S&P 500

Market data

Bid (Bid size)	- (0)
Ask (Ask size)	- (0)
Open	8.415 EUR
High	8.445 EUR
Low	6.36 EUR
Close (prev. day)	8.805 EUR
VWAP	-
Volume (pcs)	0
Trading volume	0.00
Number of trades	7
Last size	0

Performance and Risk

	6m	1Y	3Y
Perf (%)	+784.56%	+224.49%	-49.92%
Perf (abs.)	+84.62	+66.00	-95.10
Beta	-2.82	-3.08	-1.56
Volatility	347.61	255.46	291.47

5Y



Information about previous performance does not guarantee future performance.
Source: FactSet

Price data

Ø price 5 days Ø volume 5 days (pcs.)	21.79 EUR (30)
Ø price 30 days Ø volume 30 days (pcs.)	9.64 EUR (5)
Ø price 100 days Ø volume 100 days (pcs.)	8.42 EUR (2)
Ø price 250 days Ø volume 250 days (pcs.)	11.45 EUR (3)
YTD High date	126.68 EUR (2023/11/01)
YTD Low date	5.76 EUR (2023/10/27)
52 Weeks High date	126.68 EUR (2023/11/01)
52 Weeks Low date	5.76 EUR (2023/10/27)

All listings for MOTUS GI HOLDINGS INC

Exchange 	Date	Time	Price	Trading volume (mio.)	Number of trades
Tradegate	2023/11/01	22:02	6.4275 EUR	0.00	1
Stuttgart	2023/11/01	21:57	6.36 EUR	0.00	7
Munich	2023/12/15	08:47	2.60 EUR	0.00	2
Frankfurt	2023/11/01	08:03	8.25 EUR	0.00	1
FINRA other OTC	2024/08/	21:46	0.0295 USD	0.00	45

Issues	20						
Berlin	2023/11/02	08:21	0.4285	EUR	0.00		1

Company profile

Company Logo



Company Profile

-

Contact Details

MOTUS GI HOLDINGS

--

Telefon: -

Fax: -

E-mail: -