


EQUINOR ASA

ISIN: NO0010096985      WKN: -


Overview

2024/05/16 14:53:38		
Price	300.20 NOK	
Difference		0.49% (1.45)

General attributes	
ISIN	NO0010096985
Symbol	EQNR
Exchange	First North Stockholm
Currency	NOK
Sector	Energy / Commodities
Security type	Stock
Market cap (m)	76,326 EUR
Benchmark	NORWAY OSLO BORS ALL SHARE(TRG)

Market data	
Bid (Bid size)	298.85 NOK (1,100)
Ask (Ask size)	304.40 NOK (77)
Open	294.25 NOK
High	300.20 NOK
Low	294.25 NOK
Close (prev. day)	298.75 NOK
VWAP	299.310315 NOK
Volume (pcs)	1,522
Trading volume	455,550.30
Number of trades	9
Last size	240











Futures and Options	
Related Futures	45
Related Options	-

PDF Downloads	
Company report: EQUINOR ASA	




Information about previous performance does not guarantee future performance.  
Source: FactSet

Recent research

on instrument		on sector	
Date		Headline	Download
2024/04/26		Global Equity Ratings	
2024/04/03		Global Equity Ratings	
2024/03/13		Global Equity Ratings	
2024/02/22		Global Equity Ratings	
2024/02/14		Global Equity Ratings	

Details

2024/05/16 14:53:38		
Price	300.20 NOK	
Difference		0.49% (1.45)

General attributes	
ISIN	NO0010096985
Symbol	EQNR
Exchange	First North Stockholm
Currency	NOK
Sector	Energy / Commodities
Security type	Stock
Market cap (m)	76,326 EUR
Benchmark	NORWAY OSLO BORS ALL SHARE(TRG)

Market data	
Bid (Bid size)	298.85 NOK (1,100)
Ask (Ask size)	304.40 NOK (77)
Open	294.25 NOK
High	300.20 NOK
Low	294.25 NOK
Close (prev. day)	298.75 NOK
VWAP	299.310315 NOK
Volume (pcs)	1,522
Trading volume	455,550.30
Number of trades	9
Last size	240

Performance and Risk			
	6m	1Y	3Y
Perf (%)	-12.72%	-0.66%	+69.22%
Perf (abs.)	-43.75	-2.00	+122.80
Beta	1.90	1.67	1.52
Volatility	28.11	28.80	35.05



Information about previous performance does not guarantee future performance.  
Source: FactSet

Price data	
Ø price 5 days   Ø volume 5 days (pcs.)	306.12 NOK (4,740)
Ø price 30 days   Ø volume 30 days (pcs.)	302.24 NOK (4,318)
Ø price 100 days   Ø volume 100 days (pcs.)	293.58 NOK (5,756)
Ø price 250 days   Ø volume 250 days (pcs.)	318.00 NOK (3,371)
YTD High   date	339.20 NOK (2024/01/04)
YTD Low   date	257.25 NOK (2024/02/15)
52 Weeks High   date	385.10 NOK (2023/10/19)
52 Weeks Low   date	257.25 NOK (2024/02/15)

All listings for EQUINOR ASA					
Exchange 	Date	Time	Price	Trading volume (mio.)	Number of trades
Tradegate	2024/05/17	13:30	25.98 EUR	0.63	99
Stuttgart	2024/05/17	12:25	25.945 EUR	0.01	6
Munich	2024/05/17	08:06	25.78 EUR	0.00	1
London Stock Exchange European Trade Reporting	2024/05/16	16:20	300.70 NOK	0.00	3

Hanover	2024/ 05/17	08:09	25.68 EUR	0.00	1
Hamburg	2024/ 05/17	08:09	25.68 EUR	0.00	1
Frankfurt	2024/ 05/17	13:13	25.955 EUR	0.03	7
First North Stockholm	2024/ 05/16	14:53	300.20 NOK	0.46	9
FINRA other OTC Issues	2024/ 05/14	21:10	28.2294 USD	0.02	4
Duesseldorf	2024/ 05/17	08:10	25.795 EUR	0.00	1
Berlin	2024/ 05/17	08:31	25.98 EUR	0.00	2

## Company profile

### Company Logo



### Contact Details

EQUINOR ASA

- -

Forusbeen 50 - 4035 Stavanger

Telefon: +47-51-99-00-00

Fax: +

E-mail: -

### PDF Downloads

Company report: EQUINOR ASA



### Company Profile

Equinor ASA engages in the exploration, production, transport, refining, and marketing of petroleum and petroleum-derived products. It operates through the following segments: Exploration and Production Norway, Exploration and Production International, Exploration and Production USA, Marketing, Midstream, and Processing, Renewables, and Other. The Exploration and Production Norway segment includes the commercial development of oil and gas portfolios on the Norwegian continental shelf. The Exploration and Production International segment covers offshore and onshore activities in the USA, Mexico, and other operations worldwide. The Exploration and Production USA segment covers both onshore and offshore exploration, development, and Production of oil and gas in the USA. The Marketing, Midstream, and Processing segment markets and trades of crude oil and condensate, natural gas, NGL and refined products. The Renewables segment focuses on offshore wind, and integrated solutions for onshore renewables. The Other segment includes projects, drilling and procurement, the business area technology, digital and innovation, and corporate staffs and support functions. The company was founded on September 18, 1972, and is headquartered in Stavanger, Norway.

### Members of Management Board

Anders Opedal	Chairman of Managing Board
Aksel Stenerud	Member of Executive Committee
Geir Tungesvik	Member of Executive Committee
Hege Skryseth	Member of Executive Committee
Irene Rummelhoff	Member of Executive Committee
Jannicke Nilsson	Member of Executive Committee
Jannik Lindbok	Member of Executive Committee
Kjetil Hove	Member of Executive Committee
Pal Eitrheim	Member of Executive Committee
Philippe Francois Mathieu	Member of Executive Committee
Siv Helen Rygh Torstensen	Member of Executive Committee
Torgim Reitan	Member of Executive Committee

### Board of directors

Jon Erik Reinhardsen	Chairman of Supervisory Board
Jonathan Lewis	Member of Supervisory Board
Anne Drinkwater	Member of Supervisory Board
Finn Bjørn Ruyter	Member of Supervisory Board
Haakon Bruun-Hanssen	Member of Supervisory Board
Hilde Møllerstad	Member of Supervisory Board
Mikael Karlsson	Member of Supervisory Board
Per Labråthen	Member of Supervisory Board
Rebekka Glasser Herlofsen	Member of Supervisory Board
Stig Læg Reid	Member of Supervisory Board
Tove Andersen	Member of Supervisory Board