

GLOBALTRANS INVESTMENT PLC ADR

ISIN: **US37949E2046** WKN: -

Overview

2022/03/01 09:30:24

Price
1.99 EURDifference  -36.22% (-1.13)

General attributes

ISIN	US37949E2046
Symbol	-
Exchange	Duesseldorf
Currency	EUR
Sector	-
Security type	Stock
Market cap (m)	0
Benchmark	MSCI WORLD INDEX (STRD, UHD)

Market data

Bid (Bid size)	-
Ask (Ask size)	-
Open	1.99 EUR
High	1.99 EUR
Low	1.99 EUR
Close (prev. day)	3.12 EUR
VWAP	-
Volume (pcs)	0
Trading volume	0.00
Number of trades	2
Last size	0

Futures and Options







Related Futures	-
Related Options	-

5Y



Information about previous performance does not guarantee future performance.
Source: FactSet

Recent research

on market			
Date		Headline	Download
2024/03/26		Global Strategy 2Q 2024	
2024/01/09		Global Strategy 1Q 2024	
2023/09/29		Global Strategy 4Q 2023	
2023/06/27		Global Strategy 3Q 2023	
2023/04/12		Global Strategy 2Q 2023	

Details

2022/03/01 09:30:24

Price

1.99 EUR

Difference ▼ -36.22% (-1.13)

General attributes

ISIN US37949E2046

Symbol -

Exchange Duesseldorf

Currency EUR

Sector -

Security type Stock

Market cap (m) 0

Benchmark MSCI WORLD INDEX (STRD, UHD)

Market data

Bid (Bid size) -

Ask (Ask size) -

Open 1.99 EUR

High 1.99 EUR

Low 1.99 EUR

Close (prev. day) 3.12 EUR

VWAP -

Volume (pcs) 0

Trading volume 0.00

Number of trades 2

Last size 0

Performance and Risk

	6m	1Y	3Y
Perf (%)	-71.37%	-64.14%	-
Perf (abs.)	-4.96	-3.56	-
Beta	0.45	0.68	11.55
Volatility	95.31	71.50	60.62



5Y

Information about previous performance does not guarantee future performance.
Source: FactSet

Price data

Ø price 5 days Ø volume 5 days (pcs.)	3.73 EUR (180)
Ø price 30 days Ø volume 30 days (pcs.)	5.56 EUR (262)
Ø price 100 days Ø volume 100 days (pcs.)	6.51 EUR (131)
Ø price 250 days Ø volume 250 days (pcs.)	6.14 EUR (73)
YTD High date	7.55 EUR (2022/01/05)
YTD Low date	1.99 EUR (2022/03/01)
52 Weeks High date	7.55 EUR (2022/01/05)
52 Weeks Low date	1.99 EUR (2022/03/01)

Arbitrage views

Exchange	Date	Time	Price	Trading volume (mio.)	Number of trades
London Stock Exchange	2022/03/03	08:00	0.88 USD	0.00	1
Frankfurt	2022/03/03	18:01	2.00 EUR	0.02	15
FINRA other OTC Issues	2023/12/12	13:30	1.80 USD	0.00	2
Duesseldorf	2022/03/01	09:30	1.99 EUR	0.00	2
Berlin	2022/02/	20:34	3.74 EUR	0.00	12

Company profile

Company Logo

Contact Details

GLOBALTRANS INVESTMENT PLC

--

Omirou 20, Agios Nikolaos - 3095 Limassol

Telefon: +357-25-503153

Fax: +357-25-503155

E-mail: -

Company Profile

-