

## FIRST INTERNET BANCORP COM STK USD0.01

ISIN: US3205571017 WKN: 320557101

## Overview

2024/08/16 08:06:29

5Y

Price

30.00 EUR

Difference  2.04% (0.60)

## General attributes

ISIN	US3205571017
Symbol	INBK
Exchange	Frankfurt
Currency	EUR
Sector	-
Security type	Stock
Market cap (m)	273 EUR
Benchmark	S&P 500

## Market data

Bid (Bid size)	-
Ask (Ask size)	-
Open	30.00 EUR
High	30.00 EUR
Low	30.00 EUR
Close (prev. day)	29.40 EUR
VWAP	28.20 EUR
Volume (pcs)	0
Trading volume	0.00
Number of trades	2
Last size	0

## Futures and Options

Related Futures	-
Related Options	-













Information about previous performance does not guarantee future performance.

Source: FactSet

## Recent research

on market

Date		Headline	Download
2024/08/12		Global Equity Ratings	
2024/07/24		Global Equity Ratings	
2024/07/12		Global Equity Ratings	
2024/07/03		Global Strategy 3Q 2024	
2024/06/21		Global Equity Ratings	

## Details

2024/08/16 08:06:29

## Price

30.00 EUR

Difference ▲ 2.04% (0.60)

## General attributes

ISIN	US3205571017
Symbol	INBK
Exchange	Frankfurt
Currency	EUR
Sector	-
Security type	Stock
Market cap (m)	273 EUR
Benchmark	S&P 500

## Market data

Bid (Bid size)	-
Ask (Ask size)	-
Open	30.00 EUR
High	30.00 EUR
Low	30.00 EUR
Close (prev. day)	29.40 EUR
VWAP	28.20 EUR
Volume (pcs)	0
Trading volume	0.00
Number of trades	2
Last size	0

## Performance and Risk

	6m	1Y	3Y
Perf (%)	-0.66%	+60.43%	+19.05%
Perf (abs.)	-0.20	+11.30	+4.80
Beta	0.94	1.09	1.05
Volatility	44.91	46.72	51.88

5Y



Information about previous performance does not guarantee future performance.  
Source: FactSet

## Price data

Ø price 5 days   Ø volume 5 days (pcs.)	29.44 EUR (0)
Ø price 30 days   Ø volume 30 days (pcs.)	30.35 EUR (0)
Ø price 100 days   Ø volume 100 days (pcs.)	28.36 EUR (4)
Ø price 250 days   Ø volume 250 days (pcs.)	24.11 EUR (6)
YTD High   date	35.40 EUR (2024/07/29)
YTD Low   date	21.00 EUR (2024/01/04)
52 Weeks High   date	35.40 EUR (2024/07/29)
52 Weeks Low   date	13.50 EUR (2023/10/26)

## Arbitrage views

Exchange	Date	Time	Price	Trading volume (mio.)	Number of trades
Nasdaq	2024/08/16	22:00	34.53 USD	2.01	1,162
Frankfurt	2024/08/16	08:06	30.00 EUR	0.00	2
Duesseldorf	2024/08/16	19:32	30.60 EUR	0.00	6

## Company profile

### Company Logo



### Company Profile

-

### Contact Details

FIRST INTERNET BANK IND INDIANAPOLI

--

----

Telefon: -

Fax: -

E-mail: -