

## NAC KAZATOMPROM JSC GDR

ISIN: US63253R2013 WKN: BGXQL36

## Overview

2024/09/18 16:31:39

Price

32.20 EUR

Difference  -2.13% (-0.70)

## General attributes

ISIN US63253R2013

Symbol KAP

Exchange Duesseldorf

Currency EUR

Sector Energy / Commodities

Security type Stock

Market cap (m) 0

Benchmark MSCI WORLD INDEX (STRD, UHD)

## Market data

Bid (Bid size) 32.30 EUR (200)

Ask (Ask size) 33.20 EUR (200)

Open 33.00 EUR

High 33.00 EUR

Low 32.20 EUR

Close (prev. day) 32.90 EUR

VWAP -

Volume (pcs) 0

Trading volume 0.00

Number of trades 3

Last size 0

## Futures and Options

Related Futures -











Related Options -

5Y



Information about previous performance does not guarantee future performance.  
Source: FactSet

## Recent research

| on sector  |   |                             |   |
|------------|---|-----------------------------|---|
| Date       |   | Headline                    | Download  |
| 2024/09/18 |  | Akciové trhy - denní zpráva |  |
| 2024/09/17 |  | Akciové trhy - denní zpráva |  |
| 2024/09/16 |  | Akciové trhy - denní zpráva |  |
| 2024/09/13 |  | Akciové trhy - denní zpráva |  |
| 2024/09/12 |  | Akciové trhy - denní zpráva |  |

## Details

2024/09/18 16:31:39

## Price

32.20 EUR

Difference ▼ -2.13% (-0.70)

## General attributes

|                |                              |
|----------------|------------------------------|
| ISIN           | US63253R2013                 |
| Symbol         | KAP                          |
| Exchange       | Duesseldorf                  |
| Currency       | EUR                          |
| Sector         | Energy / Commodities         |
| Security type  | Stock                        |
| Market cap (m) | 0                            |
| Benchmark      | MSCI WORLD INDEX (STRD, UHD) |

## Market data

|                   |                 |
|-------------------|-----------------|
| Bid (Bid size)    | 32.30 EUR (200) |
| Ask (Ask size)    | 33.20 EUR (200) |
| Open              | 33.00 EUR       |
| High              | 33.00 EUR       |
| Low               | 32.20 EUR       |
| Close (prev. day) | 32.90 EUR       |
| VWAP              | -               |
| Volume (pcs)      | 0               |
| Trading volume    | 0.00            |
| Number of trades  | 3               |
| Last size         | 0               |

## Performance and Risk

|             | 6m     | 1Y     | 3Y     |
|-------------|--------|--------|--------|
| Perf (%)    | -7.06% | -2.08% | -1.50% |
| Perf (abs.) | -2.50  | -0.70  | -0.50  |
| Beta        | -      | -      | -      |
| Volatility  | 37.36  | 41.98  | 43.91  |

5Y



Information about previous performance does not guarantee future performance.  
Source: FactSet

## Price data

|   |                        |
|---|------------------------|
| Ø price 5 days   Ø volume 5 days (pcs.)     | 33.94 EUR (70)         |
| Ø price 30 days   Ø volume 30 days (pcs.)   | 33.31 EUR (65)         |
| Ø price 100 days   Ø volume 100 days (pcs.) | 35.87 EUR (87)         |
| Ø price 250 days   Ø volume 250 days (pcs.) | 36.64 EUR (95)         |
| YTD High   date                             | 44.20 EUR (2024/01/16) |
| YTD Low   date                              | 31.30 EUR (2024/08/05) |
| 52 Weeks High   date                        | 44.20 EUR (2024/01/16) |
| 52 Weeks Low   date                         | 31.30 EUR (2024/08/05) |

## All listings for NAC KAZATOMPROM JSC GDR

| Exchange              | Date       | Time  | Price     | Trading volume (mio.) | Number of trades |
|-----------------------|------------|-------|-----------|-----------------------|------------------|
| Stuttgart             | 2024/09/18 | 18:46 | 33.10 EUR | 0.01                  | 11               |
| Munich                | 2024/09/18 | 18:21 | 32.70 EUR | 0.01                  | 6                |
| London Stock Exchange | 2024/09/18 | 17:35 | 35.85 USD | 7.18                  | 412              |
| Frankfurt             | 2024/09/18 | 18:19 | 32.50 EUR | 0.09                  | 10               |
| FINRA other OTC       | 2024/09/18 | 19:09 | 37.50 USD | 0.07                  | 6                |

|             |                |       |       |     |      |  |   |
|-------------|----------------|-------|-------|-----|------|--|---|
| Issues      | 17             |       |       |     |      |  |   |
| Duesseldorf | 2024/09/<br>18 | 16:31 | 32.20 | EUR | 0.00 |  | 3 |
| Berlin      | 2022/03/<br>07 | 08:16 | 22.80 | EUR | 0.00 |  | 1 |

## Company profile

### Company Logo



### Company Profile

-

### Contact Details

NAC KAZATOMPROM

--

----

Telefon: -

Fax: -

E-mail: -