

CHIMERIX INC.

ISIN: US16934W1062

WKN: 16934W106

Overview

2024/07/17 19:30:04

Price
0.847 EURDifference  -1.28% (-0.01)

General attributes

ISIN	US16934W1062
Symbol	CMRX
Exchange	Duesseldorf
Currency	EUR
Sector	Chemical / Pharmaceutical / Health
Security type	Stock
Market cap (m)	77 EUR
Benchmark	S&P 500

Market data

Bid (Bid size)	-
Ask (Ask size)	-
Open	0.855 EUR
High	0.855 EUR
Low	0.845 EUR
Close (prev. day)	0.858 EUR
VWAP	-
Volume (pcs)	0
Trading volume	0.00
Number of trades	6
Last size	0

Futures and Options






Related Futures	-
Related Options	-

5Y



Information about previous performance does not guarantee future performance.
Source: FactSet

Recent research

on sector		on market	
Date		Headline	Download
2024/07/12		Global Equity Ratings	
2024/06/21		Global Equity Ratings	
2024/06/14		Global Equity Ratings	
2024/05/29		Global Equity Ratings	
2024/04/26		Global Equity Ratings	

Details

2024/07/17 19:30:04

Price

0.847 EUR

Difference ▼ -1.28% (-0.01)

General attributes

ISIN US16934W1062

Symbol CMRX

Exchange Duesseldorf

Currency EUR

Sector Chemical / Pharmaceutical / Health

Security type Stock

Market cap (m) 77 EUR

Benchmark S&P 500

Market data

Bid (Bid size) -

Ask (Ask size) -

Open 0.855 EUR

High 0.855 EUR

Low 0.845 EUR

Close (prev. day) 0.858 EUR

VWAP -

Volume (pcs) 0

Trading volume 0.00

Number of trades 6

Last size 0

Performance and Risk

	6m	1Y	3Y
Perf (%)	-1.44%	-20.02%	-86.28%
Perf (abs.)	-0.01	-0.21	-5.33
Beta	-0.08	0.59	1.47
Volatility	50.12	45.44	84.49

5Y



Information about previous performance does not guarantee future performance.
Source: FactSet

Price data

Ø price 5 days | Ø volume 5 days (pcs.) 0.821 EUR (0)

Ø price 30 days | Ø volume 30 days (pcs.) 0.809 EUR (0)

Ø price 100 days | Ø volume 100 days (pcs.) 0.889 EUR (50)

Ø price 250 days | Ø volume 250 days (pcs.) 0.903 EUR (20)

YTD High | date 1.170 EUR (2024/03/08)

YTD Low | date 0.735 EUR (2024/07/09)

52 Weeks High | date 1.170 EUR (2024/03/08)

52 Weeks Low | date 0.735 EUR (2024/07/09)

Arbitrage views

Exchange	Date	Time	Price	Trading volume (mio.)	Number of trades
Tradegate	2024/07/17	22:02	0.863 EUR	0.00	1
Stuttgart	2024/07/17	21:58	0.844 EUR	0.00	8
Nasdaq	2024/07/17	22:00	0.943 USD	0.17	634
Munich	2024/07/17	08:01	0.856 EUR	0.00	2
Frankfurt	2024/07/17	21:55	0.852 EUR	0.00	9
Duesseldorf	2024/07/17	19:30	0.847 EUR	0.00	6
Berlin	2024/07/17	20:30	0.864 EUR	0.00	19

Company profile

Company Logo



Contact Details

CHIMERIX INC.

--

Telefon: -

Fax: -

E-mail: -

Company Profile

-

Members of Management Board

Michael Sherman Chairman of Board of Directors

Lisa Decker Member of Board of Directors

Pratik Multani Member of Board of Directors

Robert Meyer Member of Board of Directors

Clarence Machado Member of Board of Directors

Fred Middleton Member of Board of Directors

Marc Kozin Member of Board of Directors

Martha Demski Member of Board of Directors

Victoria Vakiener Member of Board of Directors