


ICICI BANK LTD. SPONS. ADR

ISIN: **US45104G1040** WKN: **45104G104**

Overview

2024/05/03 19:31:07		
Price	25.40 EUR	
Difference		-0.78% (-0.20)

General attributes	
ISIN	US45104G1040
Symbol	IBN
Exchange	Duesseldorf
Currency	EUR
Sector	Financial
Security type	Stock
Market cap (m)	89,669 EUR
Benchmark	MSCI WORLD INDEX (STRD, USD)










Market data	
Bid (Bid size)	-
Ask (Ask size)	-
Open	25.60 EUR
High	25.60 EUR
Low	25.40 EUR
Close (prev. day)	25.60 EUR
VWAP	-
Volume (pcs)	0
Trading volume	0.00
Number of trades	7
Last size	0

Futures and Options	
Related Futures	-
Related Options	-



Information about previous performance does not guarantee future performance.
Source: FactSet

Recent research

on instrument		on sector	
Date		Headline	Download
2024/04/26		Global Equity Ratings	
2024/04/03		Global Equity Ratings	
2024/03/13		Global Equity Ratings	
2024/02/22		Global Equity Ratings	
2024/02/14		Global Equity Ratings	

Details

2024/05/03 19:31:07		
Price	25.40 EUR	
Difference	<div><div></div></div>	-0.78% (-0.20)

General attributes	
ISIN	US45104G1040
Symbol	IBN
Exchange	Duesseldorf
Currency	EUR
Sector	Financial
Security type	Stock
Market cap (m)	89,669 EUR
Benchmark	MSCI WORLD INDEX (STRD, UHD)

Market data	
Bid (Bid size)	-
Ask (Ask size)	-
Open	25.60 EUR
High	25.60 EUR
Low	25.40 EUR
Close (prev. day)	25.60 EUR
VWAP	-
Volume (pcs)	0
Trading volume	0.00
Number of trades	7
Last size	0

Performance and Risk			
	6m	1Y	3Y
Perf (%)	+22.12%	+27.00%	+89.55%
Perf (abs.)	+4.60	+5.40	+12.00
Beta	0.60	0.69	0.94
Volatility	24.71	21.51	25.41



Price data	
Ø price 5 days Ø volume 5 days (pcs.)	25.36 EUR (40)
Ø price 30 days Ø volume 30 days (pcs.)	24.22 EUR (13)
Ø price 100 days Ø volume 100 days (pcs.)	22.88 EUR (5)
Ø price 250 days Ø volume 250 days (pcs.)	21.70 EUR (3)
YTD High date	26.00 EUR (2024/04/29)
YTD Low date	20.60 EUR (2024/01/02)
52 Weeks High date	26.00 EUR (2024/04/29)
52 Weeks Low date	19.70 EUR (2023/11/24)

All listings for ICICI BANK LTD. SPONS. ADR					
Exchange	Date	Time	Price	Trading volume (mio.)	Number of trades
Tradegate	2024/05/03	22:26	25.40 EUR	0.02	4
Stuttgart	2024/05/03	15:54	25.00 EUR	0.00	9
NYSE	2024/05/03	22:00	27.34 USD	99.63	21,115
Munich	2024/05/03	08:05	25.60 EUR	0.00	1
London Stock	2024/02/	15:57	25.80 USD	0.07	1

Exchange	22					
Frankfurt	2024/05/03	16:02	25.00	EUR	0.00	2
Duesseldorf	2024/05/03	19:31	25.40	EUR	0.00	7
Berlin	2024/05/03	08:08	25.60	EUR	0.00	2

Company profile

Company Logo



Contact Details

ICICI BANK LTD.

- -

ICICI Bank Towers, Bandra-Kurla Complex -
400 051 Mumbai

Telefon: +91-22-33667777

Fax: +91-22-26531122

E-mail: investor@icicibank.com

Company Profile

-

Members of Management Board

Sandeep Bakhshi	Chairman of Managing Board
Anup Bagchi	Member of Executive Committee
Sandeep Batra	Member of Executive Committee
Vishakha Mulye	Member of Executive Committee

Board of directors

Girish Chandra Chaturvedi	Chairman of Supervisory Board
Ajay Kumar Gupta	Member of Supervisory Board
Balasubramanyam Sriram	Member of Supervisory Board
Hari Lakshminarayan Mundra	Member of Supervisory Board
Neelam Dhawan	Member of Supervisory Board
Radhakrishnan Nair	Member of Supervisory Board
Rakesh Jha	Member of Supervisory Board
Sandeep Batra	Member of Supervisory Board
Subramanian Madhavan	Member of Supervisory Board
Uday Madhav Chitale	Member of Supervisory Board
Vibha Paul Rishi	Member of Supervisory Board