

ADITXT INC COM USD0.001(POST SPLIT)

ISIN: **US0070256047** WKN: **007025604**

Overview

2024/08/16 17:01:51

5Y

Price

1.1199 USD

Difference  -0.01% (-0.00)

General attributes

ISIN	US0070256047
Symbol	ADTX
Exchange	Nasdaq
Currency	USD
Sector	-
Security type	Stock
Market cap (m)	3 EUR
Benchmark	S&P 500

Market data

Bid (Bid size)	1.10 USD (1,000)
Ask (Ask size)	1.12 USD (900)
Open	1.14 USD
High	1.14 USD
Low	1.1055 USD
Close (prev. day)	1.12 USD
VWAP	1.113602 USD
Volume (pcs)	56,178
Trading volume	62,568.16
Number of trades	178
Last size	300










Futures and Options

Related Futures	-
Related Options	-



Information about previous performance does not guarantee future performance.
Source: FactSet

Recent research

on market			
Date		Headline	Download
2024/08/12		Global Equity Ratings	
2024/07/24		Global Equity Ratings	
2024/07/12		Global Equity Ratings	
2024/07/03		Global Strategy 3Q 2024	
2024/06/21		Global Equity Ratings	

Details

2024/08/16 17:01:51

Price

1.1199 USD

Difference ▼ -0.01% (-0.00)

General attributes

ISIN	US0070256047
Symbol	ADTX
Exchange	Nasdaq
Currency	USD
Sector	-
Security type	Stock
Market cap (m)	3 EUR
Benchmark	S&P 500

Market data

Bid (Bid size)	1.10 USD (1,000)
Ask (Ask size)	1.12 USD (900)
Open	1.14 USD
High	1.14 USD
Low	1.1055 USD
Close (prev. day)	1.12 USD
VWAP	1.113602 USD
Volume (pcs)	56,178
Trading volume	62,568.16
Number of trades	178
Last size	300

Performance and Risk

	6m	1Y	3Y
Perf (%)	-70.21%	-90.82%	-99.97%
Perf (abs.)	-2.64	-11.08	-4,078.88
Beta	0.52	0.53	0.87
Volatility	112.86	226.14	181.30

5Y



Information about previous performance does not guarantee future performance.
Source: FactSet

Price data

Ø price 5 days Ø volume 5 days (pcs.)	1.1320 USD (549,553)
Ø price 30 days Ø volume 30 days (pcs.)	1.3794 USD (4,997,733)
Ø price 100 days Ø volume 100 days (pcs.)	1.9712 USD (1,710,980)
Ø price 250 days Ø volume 250 days (pcs.)	5.6438 USD (1,094,858)
YTD High date	6.3400 USD (2024/01/11)
YTD Low date	0.8900 USD (2024/08/05)
52 Weeks High date	68.0800 USD (2023/08/31)
52 Weeks Low date	0.8900 USD (2024/08/05)

Arbitrage views

Exchange	Date	Time	Price	Trading volume (mio.)	Number of trades
Nasdaq	2024/08/16	17:01	1.1199 USD	0.06	178

Company profile

Company Logo

Contact Details

ADITX THERAPEUTICS INC.

--

Telefon: -

Fax: -

E-mail: -

Company Profile

-