

## YIELD10 BIOSCIENCE INC.

ISIN: **US98585K8541** WKN: **98585K854**

## Overview

2024/05/02 08:04:48

Price

5.292 EUR

Difference  -1.56% (-0.08)

## General attributes

ISIN US98585K8541

Symbol YTEN

Exchange Munich

Currency EUR

Sector Chemical / Pharmaceutical / Health

Security type Stock

Market cap (m) 1 EUR

Benchmark S&amp;P 500

## Market data

Bid (Bid size) -

Ask (Ask size) -

Open 5.292 EUR

High 5.292 EUR

Low 5.292 EUR

Close (prev. day) 5.376 EUR

VWAP 81.12 EUR

Volume (pcs) 0

Trading volume 0.00

Number of trades 2

Last size 0

## Futures and Options

Related Futures -

Related Options -










5Y



Information about previous performance does not guarantee future performance.

Source: FactSet

## Recent research

on sector		on market	
Date		Headline	Download
2024/06/21		Global Equity Ratings	
2024/06/14		Global Equity Ratings	
2024/05/29		Global Equity Ratings	
2024/04/26		Global Equity Ratings	
2024/04/03		Global Equity Ratings	

## Details

2024/05/02 08:04:48

## Price

5.292 EUR

Difference ▼ -1.56% (-0.08)

## General attributes

ISIN	US98585K8541
Symbol	YTEN
Exchange	Munich
Currency	EUR
Sector	Chemical / Pharmaceutical / Health
Security type	Stock
Market cap (m)	1 EUR
Benchmark	S&P 500

## Market data

Bid (Bid size)	-
Ask (Ask size)	-
Open	5.292 EUR
High	5.292 EUR
Low	5.292 EUR
Close (prev. day)	5.376 EUR
VWAP	81.12 EUR
Volume (pcs)	0
Trading volume	0.00
Number of trades	2
Last size	0

## Performance and Risk

	6m	1Y	3Y
Perf (%)	+1,607.10%	+94.56%	-35.07%
Perf (abs.)	+119.57	+61.73	-68.59
Beta	-3.87	-3.45	-1.43
Volatility	475.40	342.02	208.70

5Y



Information about previous performance does not guarantee future performance.  
Source: FactSet

## Price data

Ø price 5 days   Ø volume 5 days (pcs.)	29.849 EUR (0)
Ø price 30 days   Ø volume 30 days (pcs.)	10.928 EUR (0)
Ø price 100 days   Ø volume 100 days (pcs.)	7.060 EUR (0)
Ø price 250 days   Ø volume 250 days (pcs.)	19.073 EUR (0)
YTD High   date	127.008 EUR (2024/05/02)
YTD Low   date	4.728 EUR (2024/01/26)
52 Weeks High   date	127.008 EUR (2024/05/02)
52 Weeks Low   date	4.728 EUR (2023/12/21)

## All listings for YIELD10 BIOSCIENCE INC.

Exchange <span>📍</span>	Date	Time	Price	Trading volume (mio.)	Number of trades
Stuttgart	2024/05/02	08:22	4.5312 EUR	0.00	3
Munich	2024/05/02	08:04	5.292 EUR	0.00	2
Frankfurt	2024/05/02	08:31	4.4208 EUR	0.00	2
FINRA other OTC Issues	2024/07/11	17:15	0.9094 USD	0.00	17
Duesseldorf	2024/05/02	19:31	0.2015 EUR	0.00	7

	02							
Berlin	2024/05/02	08:08	4.5312	EUR	0.00			2

## Company profile

### Company Logo



### Company Profile

-

### Contact Details

YIELD10 BIOSCIENCE

--

Erie St. 21 02139 Cambridge, MA

Telefon: +1-617-5831700

Fax: +1-617-4921996

E-mail: -