

## PHOTOCURE ASA

ISIN: NO0010000045 WKN: -

## Overview

2024/07/12 22:02:02

5Y

Price

4.975 EUR

Difference  2.26% (0.11)

## General attributes

ISIN NO0010000045

Symbol PHO

Exchange Tradegate

Currency EUR

Sector Chemical / Pharmaceutical / Health

Security type Stock

Market cap (m) 136 EUR

Benchmark NORWAY OSLO BORS ALL SHARE(TRG)

## Market data

Bid (Bid size) 4.95 EUR (700)

Ask (Ask size) 4.995 EUR (700)

Open 4.975 EUR

High 4.975 EUR

Low 4.975 EUR

Close (prev. day) 4.865 EUR

VWAP 5.06 EUR

Volume (pcs) -

Trading volume -

Number of trades 1

Last size -

## Futures and Options

Related Futures -

Related Options -













Information about previous performance does not guarantee future performance.

Source: FactSet

## Recent research

on sector

Date		Headline	Download
2024/07/12		Global Equity Ratings	
2024/06/21		Global Equity Ratings	
2024/06/14		Global Equity Ratings	
2024/05/29		Global Equity Ratings	
2024/04/26		Global Equity Ratings	

## Details

2024/07/12 22:02:02

## Price

4.975 EUR

Difference ▲ 2.26% (0.11)

## General attributes

ISIN NO0010000045

Symbol PHO

Exchange Tradegate

Currency EUR

Sector Chemical / Pharmaceutical / Health

Security type Stock

Market cap (m) 136 EUR

Benchmark NORWAY OSLO BORS ALL SHARE(TRG)

## Market data

Bid (Bid size) 4.95 EUR (700)

Ask (Ask size) 4.995 EUR (700)

Open 4.975 EUR

High 4.975 EUR

Low 4.975 EUR

Close (prev. day) 4.865 EUR

VWAP 5.06 EUR

Volume (pcs) -

Trading volume -

Number of trades 1

Last size -

## Performance and Risk

	6m	1Y	3Y
Perf (%)	-16.84%	+17.65%	-63.00%
Perf (abs.)	-0.99	+0.73	-8.29
Beta	0.49	0.78	0.60
Volatility	37.88	56.46	48.08

5Y



Information about previous performance does not guarantee future performance.  
Source: FactSet

## Price data

Ø price 5 days   Ø volume 5 days (pcs.)	4.993 EUR (200)
Ø price 30 days   Ø volume 30 days (pcs.)	5.431 EUR (34)
Ø price 100 days   Ø volume 100 days (pcs.)	5.082 EUR (21)
Ø price 250 days   Ø volume 250 days (pcs.)	4.910 EUR (56)
YTD High   date	6.260 EUR (2024/01/09)
YTD Low   date	4.570 EUR (2024/04/17)
52 Weeks High   date	6.260 EUR (2024/01/09)
52 Weeks Low   date	3.510 EUR (2023/08/24)

## All listings for PHOTOCURE ASA

Exchange <span>⊕</span>	Date	Time	Price	Trading volume (mio.)	Number of trades
Tradegate	2024/07/12	22:02	4.975 EUR	0.00	1
Stuttgart	2024/07/12	15:22	4.945 EUR	0.00	10
London Stock Exchange	2023/11/29	17:38	50.2019 NOK	1.00	1
Frankfurt	2024/07/12	08:05	4.77 EUR	0.00	2
First North	2024/05/16	16:11	60.90 NOK	0.01	3

Stockholm	15					
FINRA other OTC Issues	2024/06/26	18:24	5.12 USD	0.00		1
Duesseldorf	2024/07/12	08:12	4.86 EUR	0.00		3
Berlin	2024/07/12	21:43	4.99 EUR	0.00		19

## Company profile

### Company Logo



### Company Profile

-

### Contact Details

PHOTOCURE

--

----

Telefon: -

Fax: -

E-mail: -