

## XERIS BIOPHARMA HOLDINGS INC.

ISIN: **US98422E1038** WKN: **98422E103**

## Overview

2024/04/30 21:54:19

Price  
1.615 EURDifference  1.51% (0.02)

## General attributes

ISIN	US98422E1038
Symbol	XERS
Exchange	Stuttgart
Currency	EUR
Sector	Chemical / Pharmaceutical / Health
Security type	Stock
Market cap (m)	242 EUR
Benchmark	S&P 500

## Market data

Bid (Bid size)	- (0)
Ask (Ask size)	- (0)
Open	1.605 EUR
High	1.625 EUR
Low	1.584 EUR
Close (prev. day)	1.591 EUR
VWAP	-
Volume (pcs)	0
Trading volume	0.00
Number of trades	12
Last size	0

## Futures and Options








Related Futures	-
Related Options	-

5Y



Information about previous performance does not guarantee future performance.  
Source: FactSet

## Recent research

on sector		on market	
Date		Headline	Download
2024/04/26		Global Equity Ratings	
2024/04/03		Global Equity Ratings	
2024/03/13		Global Equity Ratings	
2024/02/22		Global Equity Ratings	
2024/02/14		Global Equity Ratings	

## Details

2024/04/30 21:54:19

## Price

1.615 EUR

Difference ▲ 1.51% (0.02)

## General attributes

ISIN	US98422E1038
Symbol	XERS
Exchange	Stuttgart
Currency	EUR
Sector	Chemical / Pharmaceutical / Health
Security type	Stock
Market cap (m)	242 EUR
Benchmark	S&P 500

## Market data

Bid (Bid size)	- (0)
Ask (Ask size)	- (0)
Open	1.605 EUR
High	1.625 EUR
Low	1.584 EUR
Close (prev. day)	1.591 EUR
VWAP	-
Volume (pcs)	0
Trading volume	0.00
Number of trades	12
Last size	0

## Performance and Risk

	6m	1Y	3Y
Perf (%)	+4.87%	-15.89%	-49.25%
Perf (abs.)	+0.08	-0.31	-1.57
Beta	0.99	1.68	1.31
Volatility	77.51	71.34	77.77

5Y



Information about previous performance does not guarantee future performance.  
Source: FactSet

## Price data

Ø price 5 days   Ø volume 5 days (pcs.)	1.588 EUR (0)
Ø price 30 days   Ø volume 30 days (pcs.)	1.790 EUR (0)
Ø price 100 days   Ø volume 100 days (pcs.)	2.144 EUR (85)
Ø price 250 days   Ø volume 250 days (pcs.)	2.094 EUR (61)
YTD High   date	2.960 EUR (2024/02/15)
YTD Low   date	1.557 EUR (2024/04/26)
52 Weeks High   date	2.960 EUR (2024/02/15)
52 Weeks Low   date	1.360 EUR (2023/11/16)

## All listings for XERIS BIOPHARMA HOLDINGS INC.

Exchange <span>⊕</span>	Date	Time	Price	Trading volume (mio.)	Number of trades
Tradegate	2024/04/30	22:02	1.631 EUR	0.00	1
Stuttgart	2024/04/30	21:54	1.615 EUR	0.00	12
Nasdaq	2024/05/01	22:00	1.75 USD	2.29	5,792
Munich	2024/04/30	08:00	1.605 EUR	0.00	2
London Stock	2024/01/	15:30	2.79 USD	0.00	1

Exchange	11					
Frankfurt	2024/04/ 30	08:01	1.605	EUR	0.00	2
Duesseldorf	2024/04/ 30	19:30	1.623	EUR	0.00	7
Berlin	2024/04/ 30	20:08	1.661	EUR	0.00	12

## Company profile

### Company Logo



### Company Profile

-

### Contact Details

XERIS BIOPHARMA

--

----

Telefon: -

Fax: -

E-mail: -