

TURK TELEKOMUNIKASYON AS

ISIN: TRETTLK00013 WKN: -

Overview

2023/06/09 15:48:03

Price
0.7987 USDDifference  -18.58% (-0.18)

General attributes

ISIN TRETTLK00013
 Symbol TTKOM
 Exchange FINRA other OTC Issues
 Currency USD
 Sector Telecommunications
 Security type Stock
 Market cap (m) 4,171 EUR
 Benchmark EURO STOXX 50

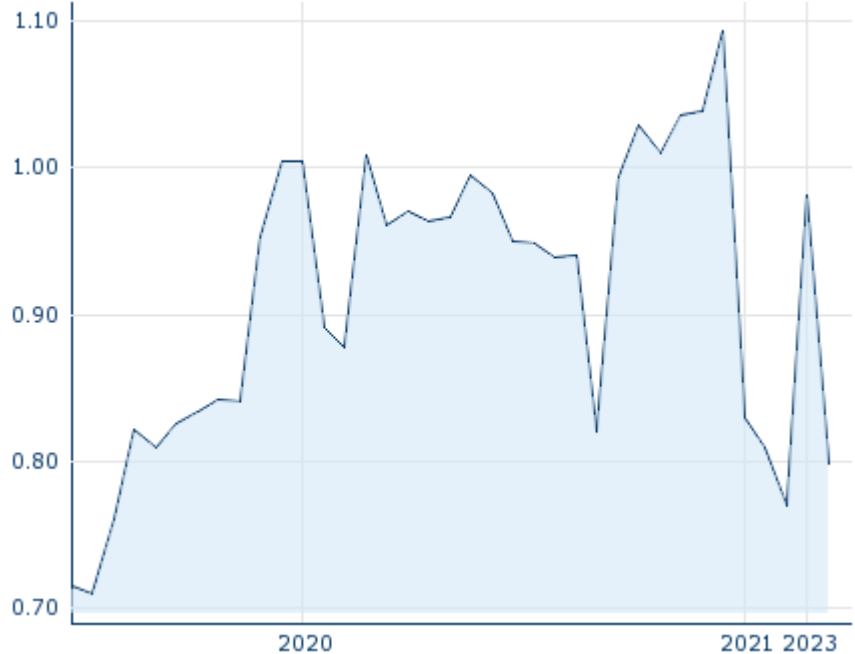
Market data

Bid (Bid size) -
 Ask (Ask size) -
 Open 0.7988 USD
 High 0.799 USD
 Low 0.7985 USD
 Close (prev. day) 0.981 USD
 VWAP 0.798686 USD
 Volume (pcs) 7,000
 Trading volume 5,590.80
 Number of trades 7
 Last size 1,000

Futures and Options


Related Futures -
 Related Options -

5Y



Information about previous performance does not guarantee future performance.
 Source: FactSet

Recent research

on sector		on market	
Date		Headline	Download
2024/04/26		Global Equity Ratings	
2024/04/03		Global Equity Ratings	
2024/03/13		Global Equity Ratings	
2024/02/22		Global Equity Ratings	
2024/02/14		Global Equity Ratings	

Details

2023/06/09 15:48:03

Price
0.7987 USDDifference  -18.58% (-0.18)

General attributes

ISIN	TRETTLK00013
Symbol	TTKOM
Exchange	FINRA other OTC Issues
Currency	USD
Sector	Telecommunications
Security type	Stock
Market cap (m)	4,171 EUR
Benchmark	EURO STOXX 50

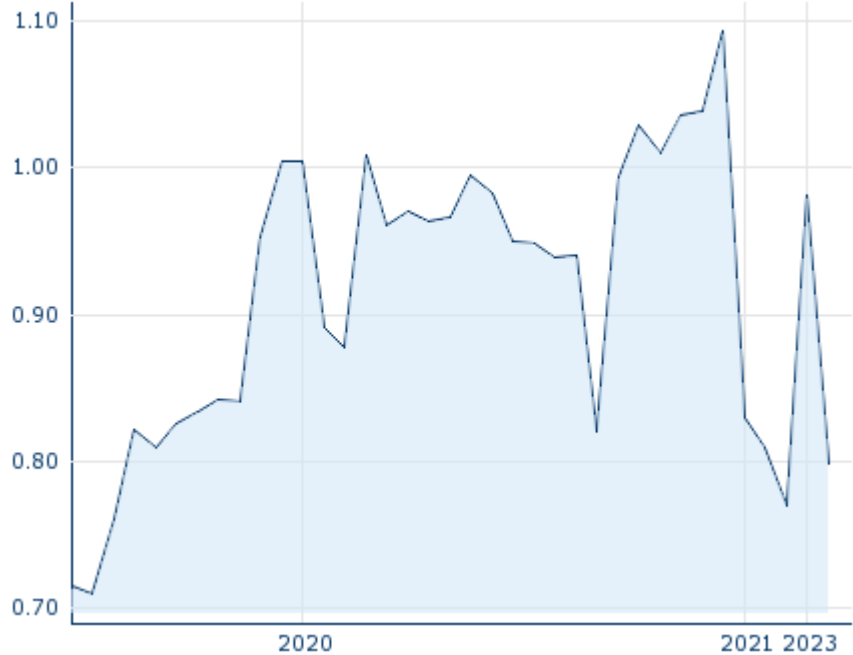
Market data

Bid (Bid size)	-
Ask (Ask size)	-
Open	0.7988 USD
High	0.799 USD
Low	0.7985 USD
Close (prev. day)	0.981 USD
VWAP	0.798686 USD
Volume (pcs)	7,000
Trading volume	5,590.80
Number of trades	7
Last size	1,000

Performance and Risk

	6m	1Y	3Y
Perf (%)	-	-	-
Perf (abs.)	-	-	-
Beta	0.33	0.25	0.40
Volatility	173.29	173.29	135.54

5Y




Information about previous performance does not guarantee future performance.
Source: FactSet

Price data

Ø price 5 days Ø volume 5 days (pcs.)	0.3559 USD (2,001)
Ø price 30 days Ø volume 30 days (pcs.)	0.6942 USD (140,757)
Ø price 100 days Ø volume 100 days (pcs.)	- USD (174,607)
Ø price 250 days Ø volume 250 days (pcs.)	- USD (174,607)
YTD High date	0.9810 USD (2023/04/21)
YTD Low date	0.7985 USD (2023/06/09)
52 Weeks High date	0.9810 USD (2023/04/21)
52 Weeks Low date	0.7985 USD (2023/06/09)

All listings for TURK TELEKOMUNIKASYON AS

Exchange 	Date	Time	Price	Trading volume (mio.)	Number of trades
FINRA other OTC Issues	2023/06/09	15:48	0.7987 USD	0.01	7

Company profile

Company Logo

Contact Details

TURK TELEKOMUNIKASYON

--

Telefon: -

Fax: -

E-mail: -

Company Profile

-