

M3 INC NPV

ISIN: JP3435750009

WKN: 2413

Overview

2024/03/11 18:17:48

5Y

Price

14.60 USD

Difference  1.21% (0.18)

General attributes

ISIN	JP3435750009
Symbol	2413
Exchange	FINRA other OTC Issues
Currency	USD
Sector	-
Security type	Stock
Market cap (m)	7,696 EUR
Benchmark	NIKKEI 225

Market data

Bid (Bid size)	-
Ask (Ask size)	-
Open	14.60 USD
High	14.60 USD
Low	14.60 USD
Close (prev. day)	14.425 USD
VWAP	14.60 USD
Volume (pcs)	200
Trading volume	2,920.00
Number of trades	2
Last size	100

Futures and Options

Related Futures	-
Related Options	-













Information about previous performance does not guarantee future performance.

Source: FactSet

Recent research

on market

Date		Headline	Download
2024/02/22		Global Equity Ratings	
2023/10/27		Global Equity Ratings	
2023/09/29		Global Equity Ratings	
2023/09/08		Global Equity Ratings	
2023/08/22		Global Equity Ratings	

Details

2024/03/11 18:17:48

Price

14.60 USD

Difference ▲ 1.21% (0.18)

General attributes

ISIN	JP3435750009
Symbol	2413
Exchange	FINRA other OTC Issues
Currency	USD
Sector	-
Security type	Stock
Market cap (m)	7,696 EUR
Benchmark	NIKKEI 225

Market data

Bid (Bid size)	-
Ask (Ask size)	-
Open	14.60 USD
High	14.60 USD
Low	14.60 USD
Close (prev. day)	14.425 USD
VWAP	14.60 USD
Volume (pcs)	200
Trading volume	2,920.00
Number of trades	2
Last size	100

Performance and Risk

	6m	1Y	3Y
Perf (%)	-	-	-
Perf (abs.)	-	-	-
Beta	1.33	1.17	1.28
Volatility	27.77	18.85	26.17

5Y



Information about previous performance does not guarantee future performance.
Source: FactSet

Price data

Ø price 5 days Ø volume 5 days (pcs.)	- USD (-)
Ø price 30 days Ø volume 30 days (pcs.)	- USD (-)
Ø price 100 days Ø volume 100 days (pcs.)	15.26 USD (397)
Ø price 250 days Ø volume 250 days (pcs.)	16.62 USD (586)
YTD High date	17.72 USD (2024/01/24)
YTD Low date	13.55 USD (2024/02/26)
52 Weeks High date	23.70 USD (2023/04/28)
52 Weeks Low date	13.55 USD (2024/02/26)

All listings for M3 INC NPV

Exchange ⊕	Date	Time	Price	Trading volume (mio.)	Number of trades
Tradegate	2024/04/25	22:02	11.50 EUR	0.00	1
Tokyo Stock Exchange	2024/04/25	08:00	1,883.00 JPY	39.14	4,861
Munich	2024/04/25	08:11	11.40 EUR	0.00	1
Hanover	2024/04/25	08:00	11.20 EUR	0.00	1
Frankfurt	2024/04/25	17:15	11.00 EUR	0.00	4

	25					
FINRA other OTC Issues	2024/03/11	18:17	14.60 USD	0.00		2
Duesseldorf	2024/04/25	19:30	10.90 EUR	0.00		4
Berlin	2024/04/25	08:13	11.00 EUR	0.00		1

Company profile

Company Logo

Contact Details

SO-NET M3 INC

--

Telefon: -

Fax: -

E-mail: -

Company Profile

-