


ALIBABA GROUP HOLDING LTD.

ISIN: KYG017191142      WKN: -


Overview

2024/04/10 20:13:12		
Price	9.00 USD	
Difference		0.22% (0.02)

General attributes	
ISIN	KYG017191142
Symbol	9988
Exchange	FINRA other OTC Issues
Currency	USD
Sector	Commerce
Security type	Stock
Market cap (m)	160,968 EUR
Benchmark	MSCI WORLD INDEX (STRD, UHD)

Market data	
Bid (Bid size)	-
Ask (Ask size)	-
Open	9.00 USD
High	9.17 USD
Low	9.00 USD
Close (prev. day)	8.98 USD
VWAP	9.024286 USD
Volume (pcs)	1,486
Trading volume	13,431.99
Number of trades	9
Last size	1,100










Futures and Options	
Related Futures	-
Related Options	-

PDF Downloads	
Company report: ALIBABA GROUP HOLDING LTD.	




Information about previous performance does not guarantee future performance.  
Source: FactSet

Recent research

on sector			
Date		Headline	Download
2024/04/03		Global Equity Ratings	
2024/03/13		Global Equity Ratings	
2024/02/22		Global Equity Ratings	
2024/02/14		Global Equity Ratings	
2024/01/23		Global Equity Ratings	

Details

2024/04/10 20:13:12		
Price	9.00 USD	
Difference		0.22% (0.02)

General attributes	
ISIN	KYG017191142
Symbol	9988
Exchange	FINRA other OTC Issues
Currency	USD
Sector	Commerce
Security type	Stock
Market cap (m)	160,968 EUR
Benchmark	MSCI WORLD INDEX (STRD, UHD)

Market data	
Bid (Bid size)	-
Ask (Ask size)	-
Open	9.00 USD
High	9.17 USD
Low	9.00 USD
Close (prev. day)	8.98 USD
VWAP	9.024286 USD
Volume (pcs)	1,486
Trading volume	13,431.99
Number of trades	9
Last size	1,100

Performance and Risk			
	6m	1Y	3Y
Perf (%)	-14.66%	-29.84%	-68.91%
Perf (abs.)	-1.54	-3.82	-19.90
Beta	0.48	0.73	0.65
Volatility	38.94	42.97	57.53



Information about previous performance does not guarantee future performance.  
Source: FactSet

Price data	
Ø price 5 days   Ø volume 5 days (pcs.)	8.84 USD (178,018)
Ø price 30 days   Ø volume 30 days (pcs.)	9.10 USD (89,830)
Ø price 100 days   Ø volume 100 days (pcs.)	9.23 USD (166,212)
Ø price 250 days   Ø volume 250 days (pcs.)	10.29 USD (129,016)
YTD High   date	10.00 USD (2024/02/06)
YTD Low   date	8.08 USD (2024/01/19)
52 Weeks High   date	12.92 USD (2023/07/31)
52 Weeks Low   date	8.08 USD (2024/01/19)

All listings for ALIBABA GROUP HOLDING LTD.						
Exchange 	Date	Time	Price	Trading volume (mio.)	Number of trades	
Tradegate	2024/04/10	22:02	8.705 EUR	0.41	63	
Stuttgart	2024/04/10	16:11	8.703 EUR	0.01	6	
Munich	2024/04/10	14:35	8.678 EUR	0.01	2	
Hong Kong Stock Exchange	2024/04/10	10:08	73.95 HKD	-	-	
Hanover	2024/04/10	08:22	8.613 EUR	0.00	1	

	10					
Hamburg	2024/04/10	13:14	8.67	EUR	0.01	2
Frankfurt	2024/04/10	08:00	8.601	EUR	0.00	1
FINRA other OTC Issues	2024/04/10	20:13	9.00	USD	0.01	9
Duesseldorf	2024/04/10	19:30	8.551	EUR	0.00	5
Berlin	2024/04/10	14:42	8.678	EUR	0.01	2

## Company profile

### Company Logo



### Contact Details

ALIBABA GROUP HOLDING LTD.

- -

969 West Wen Yi Road, Yu Hang District -  
311121 Hangzhou

Telefon: +86-571-8502-2088

Fax: +86-571-8656-1717

E-mail: alibaba@service.alibaba.com

### PDF Downloads

Company report: ALIBABA GROUP  
HOLDING LTD.

### Company Profile

Alibaba Group Holding Ltd. engages in providing technology infrastructure and marketing reach. It operates through the following business segments: China Commerce, International Commerce, Local Consumer Services, Cainiao, Cloud, Digital Media and Entertainment, and Innovation Initiatives and Others segments. The Core Commerce segment consists of platforms operating in retail and wholesale. The China Commerce segment includes China commerce retail and wholesale businesses. The International Commerce segment focuses on international commerce retail and wholesale businesses. The Local Consumer Services segment is involved in "To-Home" businesses, which include Ele.me, local services and delivery platform, and Taoxianda, and "To-Destination" segment businesses which include Amap, the provider of mobile digital map, navigation and real-time traffic information, and restaurant and local services guide platform. The Cainiao segment has Cainiao Network and offers domestic and international one-stop-shop logistics services and supply chain management solution. The Cloud segment includes Alibaba Cloud and DingTalk. The company was founded by Chung Tsai and Yun Ma on June 28, 1999 and is headquartered in Hangzhou, China.

### Members of Management Board

Daniel Yong Zhang	Chairman of Managing Board
Chris Tung	Member of Executive Committee
Fan Jiang	Member of Executive Committee
J. Michael Evans	Member of Executive Committee
Jeff Zhang	Member of Executive Committee
Jessie Zheng	Member of Executive Committee
Joseph C. Tsai	Member of Executive Committee
Judy Tong	Member of Executive Committee
Li Cheng	Member of Executive Committee
Luyuan Fan	Member of Executive Committee
Maggie Wu	Member of Executive Committee
Sara Yu	Member of Executive Committee
Sara Yu	Member of Executive Committee
Trudy Dai	Member of Executive Committee

### Board of directors

Chung Hsin Tsai	Chairman of Supervisory Board
Weijian Shan	Member of Supervisory Board
Chih Yuan Yang	Member of Supervisory Board
John Evans	Member of Supervisory Board
Kabir Misra	Member of Supervisory Board
Kong-Ping Ng	Member of Supervisory Board
Wan Ling Martello	Member of Supervisory Board
Wei Wu	Member of Supervisory Board
Yun-Lien Lee	Member of Supervisory Board