

## EUOPRIS ASA

ISIN: NO0010735343

WKN: -

## Overview

2024/07/12 08:03:30

Price

6.30 EUR

Difference  -1.95% (-0.13)

## General attributes

ISIN NO0010735343

Symbol EPR

Exchange Munich

Currency EUR

Sector Commerce

Security type Stock

Market cap (m) 961 EUR

Benchmark NORWAY OSLO BORS ALL SHARE(TRG)

## Market data

Bid (Bid size) -

Ask (Ask size) -

Open 6.30 EUR

High 6.30 EUR

Low 6.30 EUR

Close (prev. day) 6.425 EUR

VWAP 6.80 EUR

Volume (pcs) 0

Trading volume 0.00

Number of trades 2

Last size 0

## Futures and Options

Related Futures -

Related Options -

5Y













Information about previous performance does not guarantee future performance.

Source: FactSet

## Recent research

on sector

Date		Headline	Download
2024/07/12		Global Equity Ratings	
2024/06/21		Global Equity Ratings	
2024/06/14		Global Equity Ratings	
2024/05/29		Global Equity Ratings	
2024/04/26		Global Equity Ratings	

## Details

2024/07/12 08:03:30

## Price

6.30 EUR

Difference ▼ -1.95% (-0.13)

## General attributes

ISIN	NO0010735343
Symbol	EPR
Exchange	Munich
Currency	EUR
Sector	Commerce
Security type	Stock
Market cap (m)	961 EUR
Benchmark	NORWAY OSLO BORS ALL SHARE(TRG)

## Market data

Bid (Bid size)	-
Ask (Ask size)	-
Open	6.30 EUR
High	6.30 EUR
Low	6.30 EUR
Close (prev. day)	6.425 EUR
VWAP	6.80 EUR
Volume (pcs)	0
Trading volume	0.00
Number of trades	2
Last size	0

## Performance and Risk

	6m	1Y	3Y
Perf (%)	-10.26%	+6.06%	+18.87%
Perf (abs.)	-0.72	+0.36	+1.00
Beta	-0.10	0.35	0.37
Volatility	24.13	22.45	28.06

5Y



Information about previous performance does not guarantee future performance.  
Source: FactSet

## Price data

Ø price 5 days   Ø volume 5 days (pcs.)	6.37 EUR (0)
Ø price 30 days   Ø volume 30 days (pcs.)	6.36 EUR (0)
Ø price 100 days   Ø volume 100 days (pcs.)	6.36 EUR (30)
Ø price 250 days   Ø volume 250 days (pcs.)	6.06 EUR (15)
YTD High   date	7.14 EUR (2024/01/26)
YTD Low   date	5.66 EUR (2024/05/02)
52 Weeks High   date	7.14 EUR (2024/01/26)
52 Weeks Low   date	5.10 EUR (2023/10/05)

## All listings for EUROPRIS ASA

Exchange	Date	Time	Price	Trading volume (mio.)	Number of trades
Tradegate	2024/07/12	22:26	5.715 EUR	0.00	1
Stuttgart	2024/07/12	15:22	5.77 EUR	0.00	10
Munich	2024/07/12	08:03	6.30 EUR	0.00	2
London Stock Exchange European Trade Reporting	2024/07/12	16:20	67.525 NOK	0.00	2
Frankfurt	2024/	08:44	6.145 EUR	0.00	2

	07/12				
First North Stockholm	2024/ 07/12	18:00	68.70 NOK	0.09	2
Duesseldorf	2024/ 07/12	08:11	6.19 EUR	0.00	3

## Company profile

### Company Logo



### Company Profile

-

### Contact Details

EUOPRIS

--

----

Telefon: -

Fax: -

E-mail: -