

EUOPRIS ASA

ISIN: NO0010735343

WKN: -

Overview

2024/06/27 08:06:28

Price

6.39 EUR

Difference  -1.39% (-0.09)

General attributes

ISIN NO0010735343

Symbol EPR

Exchange Munich

Currency EUR

Sector Commerce

Security type Stock

Market cap (m) 1,072 EUR

Benchmark NORWAY OSLO BORS ALL SHARE(TRG)

Market data

Bid (Bid size) -

Ask (Ask size) -

Open 6.39 EUR

High 6.39 EUR

Low 6.39 EUR

Close (prev. day) 6.48 EUR

VWAP 6.80 EUR

Volume (pcs) 0

Trading volume 0.00

Number of trades 1

Last size 0

Futures and Options

Related Futures -

Related Options -

5Y













Information about previous performance does not guarantee future performance.

Source: FactSet

Recent research

on sector

Date		Headline	Download
2024/06/21		Global Equity Ratings	
2024/06/14		Global Equity Ratings	
2024/05/29		Global Equity Ratings	
2024/04/26		Global Equity Ratings	
2024/04/03		Global Equity Ratings	

Details

2024/06/27 08:06:28

Price

6.39 EUR

Difference ▼ -1.39% (-0.09)

General attributes

ISIN	NO0010735343
Symbol	EPR
Exchange	Munich
Currency	EUR
Sector	Commerce
Security type	Stock
Market cap (m)	1,072 EUR
Benchmark	NORWAY OSLO BORS ALL SHARE(TRG)

Market data

Bid (Bid size)	-
Ask (Ask size)	-
Open	6.39 EUR
High	6.39 EUR
Low	6.39 EUR
Close (prev. day)	6.48 EUR
VWAP	6.80 EUR
Volume (pcs)	0
Trading volume	0.00
Number of trades	1
Last size	0

Performance and Risk

	6m	1Y	3Y
Perf (%)	-2.99%	+6.75%	+27.18%
Perf (abs.)	-0.20	+0.41	+1.39
Beta	-0.03	0.40	0.37
Volatility	24.34	22.72	28.30

5Y



Information about previous performance does not guarantee future performance.
Source: FactSet

Price data

Ø price 5 days Ø volume 5 days (pcs.)	6.52 EUR (0)
Ø price 30 days Ø volume 30 days (pcs.)	6.24 EUR (0)
Ø price 100 days Ø volume 100 days (pcs.)	6.37 EUR (30)
Ø price 250 days Ø volume 250 days (pcs.)	6.03 EUR (15)
YTD High date	7.14 EUR (2024/01/26)
YTD Low date	5.66 EUR (2024/05/02)
52 Weeks High date	7.14 EUR (2024/01/26)
52 Weeks Low date	5.10 EUR (2023/10/05)

All listings for EUOPRIS ASA

Exchange	Date	Time	Price	Trading volume (mio.)	Number of trades
Tradegate	2024/06/26	22:02	6.31 EUR	0.00	1
Stuttgart	2024/06/27	15:43	6.255 EUR	0.00	9
Munich	2024/06/27	08:06	6.39 EUR	0.00	1
London Stock Exchange European Trade Reporting	2024/06/27	16:20	71.575 NOK	0.00	2
Frankfurt	2024/06/27	08:19	6.225 EUR	0.00	1

	06/27					
First North Stockholm	2024/ 06/27	18:00	72.20 NOK	0.05		4
Duesseldorf	2024/ 06/27	08:11	6.275 EUR	0.00		1

Company profile

Company Logo



Company Profile

-

Contact Details

EUOPRIS

--

Telefon: -

Fax: -

E-mail: -