

## AUTOWALLIS PLC HUF12.5(POST SUBD) (ATW) - BUD/C5

2020/02/19 04:51:58

Price  
106.00 HUF

Difference  0.00% (0.00)

## General attributes

Symbol	ATWC5
Exchange	Budapest Stock Exchange
Currency	HUF
Security type	Future
Underlying	AUTOWALLIS PLC HUF12.5(POST SUBD)
Maturity	12-2024
Contract size	8,000

## Market data

Bid (Bid size)	- HUF (-)
Ask (Ask size)	- HUF (-)
Open	106.00 HUF
High	106.00 HUF
Low	106.00 HUF
Close (prev. day)	106.00 HUF
Underlying	AUTOWALLIS PLC HUF12.5(POST SUBD)
Underlying price (date)	143.00 (24/08/16)
Settlement price (date)	- (-)
Open Interest	0

## Performance and Risk

	6m	1Y	3Y
Perf (%)	-	-	-
Perf (abs.)	-	-	-
Beta	-	-	-
Volatility	-	-	-

## Futures and Options

Related Futures	-
Related Options	-

107.00

106.75

106.50

106.25

106.00

105.75

105.50

105.25

105.00









5Y

Information about previous performance does not guarantee future performance.  
Source: FactSet

## Price data

Ø price 5 days   Ø volume 5 days (pcs.)	- HUF (0)
Ø price 30 days   Ø volume 30 days (pcs.)	- HUF (0)
Ø price 100 days   Ø volume 100 days (pcs.)	- HUF (0)
Ø price 250 days   Ø volume 250 days (pcs.)	- HUF (0)
YTD High   date	106.00 HUF (2020/02/19)
YTD Low   date	106.00 HUF (2020/02/19)
52 Weeks High   date	106.00 HUF (2020/02/19)
52 Weeks Low   date	106.00 HUF (2020/02/19)

## Recent Research

on market			
Date		Headline	Download
2024/07/03		Global Strategy 3Q 2024	
2024/03/26		Global Strategy 2Q 2024	
2024/01/09		Global Strategy 1Q 2024	
2023/09/29		Global Strategy 4Q 2023	
2023/06/27		Global Strategy 3Q 2023	