

# OPUS GLOBAL NYRT (OPS) - BUD/C2

2024/09/23 18:45:21

**Price**

**491.00** HUF

**Difference**  **5.59%** (26.00)

**General attributes**

|               |                         |
|---------------|-------------------------|
| Symbol        | OPSC2                   |
| Exchange      | Budapest Stock Exchange |
| Currency      | HUF                     |
| Security type | Future                  |
| Underlying    | OPUS GLOBAL NYRT        |
| Maturity      | 11-2024                 |
| Contract size | 5,000                   |

**Market data**

|                         |                   |
|-------------------------|-------------------|
| Bid (Bid size)          | 465.00 HUF (6)    |
| Ask (Ask size)          | 491.00 HUF (6)    |
| Open                    | 488.00 HUF        |
| High                    | 491.00 HUF        |
| Low                     | 488.00 HUF        |
| Close (prev. day)       | 465.00 HUF        |
| Underlying              | OPUS GLOBAL NYRT  |
| Underlying price (date) | 503.00 (24/10/18) |
| Settlement price (date) | - (-)             |
| Open Interest           | 0                 |

**Performance and Risk**

|             | 6m     | 1Y      | 3Y       |
|-------------|--------|---------|----------|
| Perf (%)    | -      | +40.69% | +104.58% |
| Perf (abs.) | -      | +142.00 | +251.00  |
| Beta        | -      | -       | -        |
| Volatility  | 137.98 | 108.30  | 265.95   |

**Futures and Options**

|                 |   |
|-----------------|---|
| Related Futures | - |
| Related Options | - |








Information about previous performance does not guarantee future performance.  
Source: FactSet

**Price data**

|   |                         |
|---|-------------------------|
| Ø price 5 days   Ø volume 5 days (pcs.)     | - HUF (-)               |
| Ø price 30 days   Ø volume 30 days (pcs.)   | 468.00 HUF (4)          |
| Ø price 100 days   Ø volume 100 days (pcs.) | 444.33 HUF (1)          |
| Ø price 250 days   Ø volume 250 days (pcs.) | 414.82 HUF (1)          |
| YTD High   date                             | 491.00 HUF (2024/09/23) |
| YTD Low   date                              | 357.00 HUF (2024/05/06) |
| 52 Weeks High   date                        | 491.00 HUF (2024/09/23) |
| 52 Weeks Low   date                         | 357.00 HUF (2024/05/06) |

**Recent Research**

| on sector  | on market   |                       |   |
|------------|---|-----------------------|---|
| Date       |   | Headline              | Download  |
| 2024/09/27 |  | Global Equity Ratings |  |
| 2024/09/11 |  | Global Equity Ratings |  |
| 2024/09/05 |  | Global Equity Ratings |  |
| 2024/08/12 |  | Global Equity Ratings |  |
| 2024/07/24 |  | Global Equity Ratings |  |